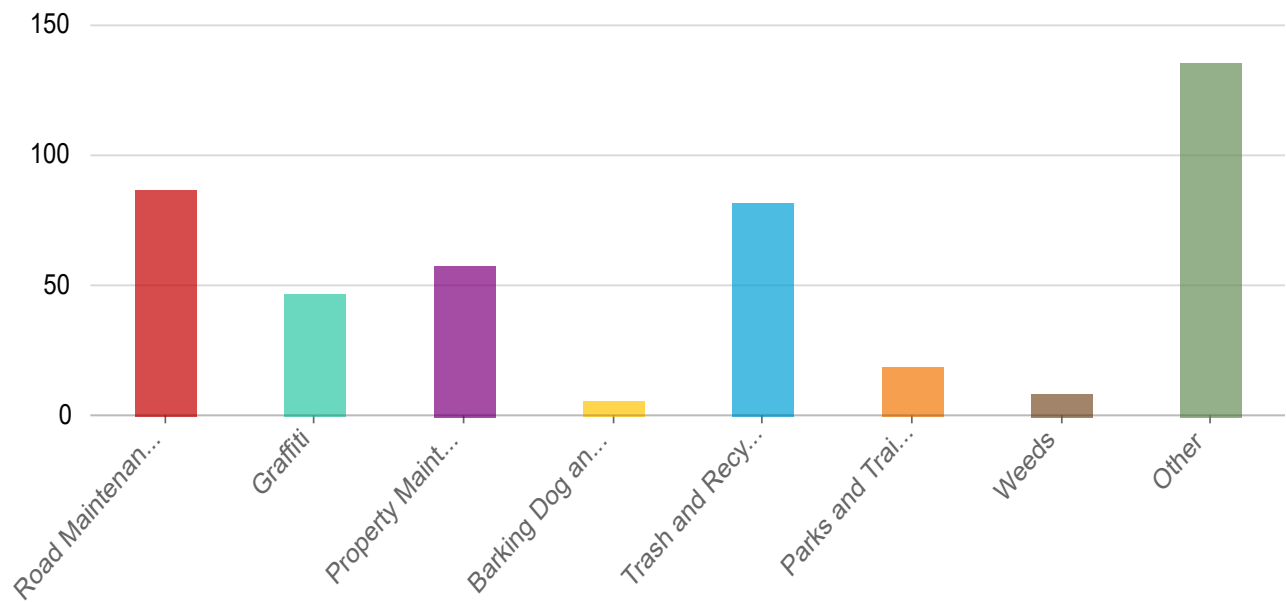


CRM Dashboard Manager

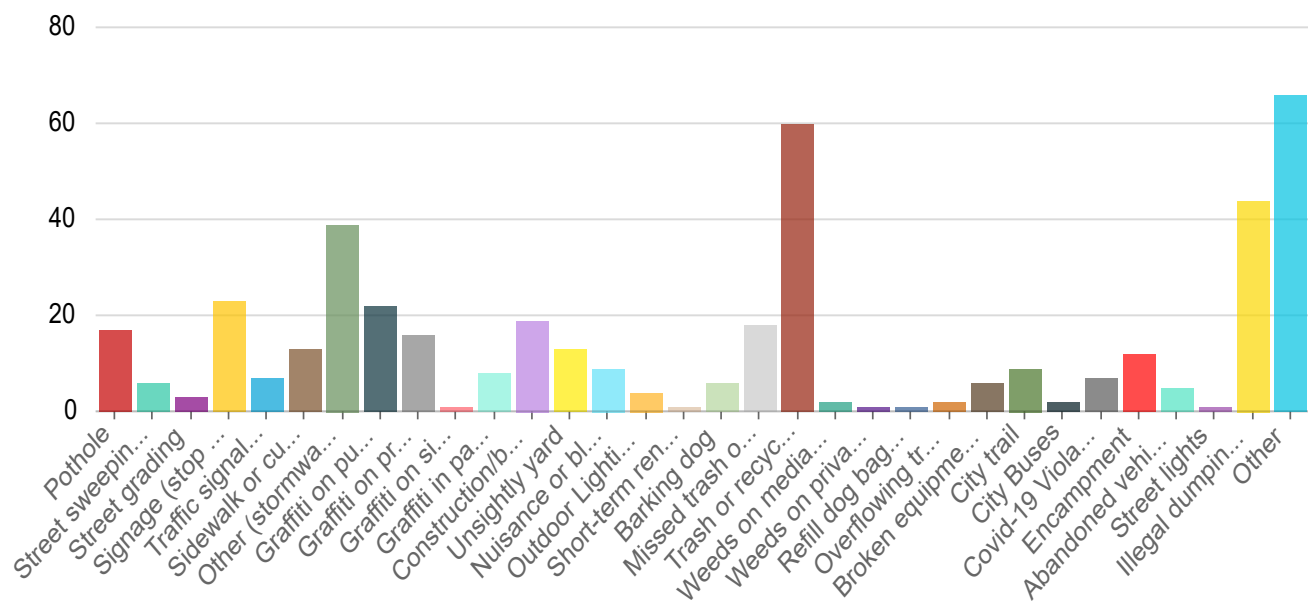
What is the type of issue you are reporting?



Answers	Count	Percentage
Road Maintenance	87	19.59%
Graffiti	47	10.59%
Property Maintenance / Code Violations	58	13.06%
Barking Dog and Animal Concerns	6	1.35%
Trash and Recycling	82	18.47%
Parks and Trails	19	4.28%
Weeds	9	2.03%
Other	136	30.63%

Answered: 444 Skipped: 0

What is the issue you are reporting?

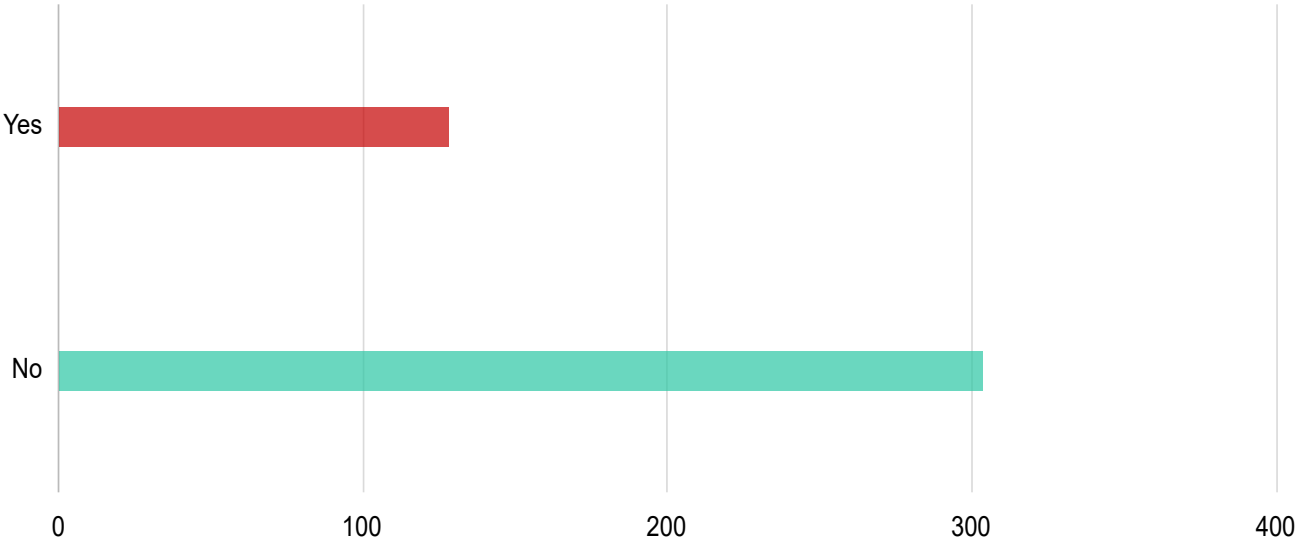


Answers	Count	Percentage
Pothole	17	3.83%
Street sweeping	6	1.35%
Street grading	3	0.68%
Signage (stop signs, speed limit signs, road signs, etc.)	23	5.18%
Traffic signals	7	1.58%
Sidewalk or curb repair	13	2.93%
Other (stormwater drains and culvert cleanouts, etc.)	39	8.78%
Graffiti on public property	22	4.95%
Graffiti on private property	16	3.6%
Graffiti on sign (stop sign, speed limit sign, etc.)	1	0.23%
Graffiti in park, playground, trail, or open space	8	1.8%
Construction/building without a permit	19	4.28%

Unsightly yard	13	2.93%
Nuisance or blighted property	9	2.03%
Outdoor Lighting	4	0.9%
Short-term rental property complaints	1	0.23%
Barking dog	6	1.35%
Missed trash or recycling pickup	18	4.05%
Trash or recycling receptacle repair or replacement	60	13.51%
Weeds on medians	2	0.45%
Weeds on private property	1	0.23%
Refill dog bags / request dog receptacle station	1	0.23%
Overflowing trash cans	2	0.45%
Broken equipment (playground, bench, etc.)	6	1.35%
City trail	9	2.03%
City Buses	2	0.45%
Covid-19 Violations	7	1.58%
Encampment	12	2.7%
Abandoned vehicle	5	1.13%
Street lights	1	0.23%
Illegal dumping	44	9.91%
Other	66	14.86%

Answered: 443 Skipped: 1

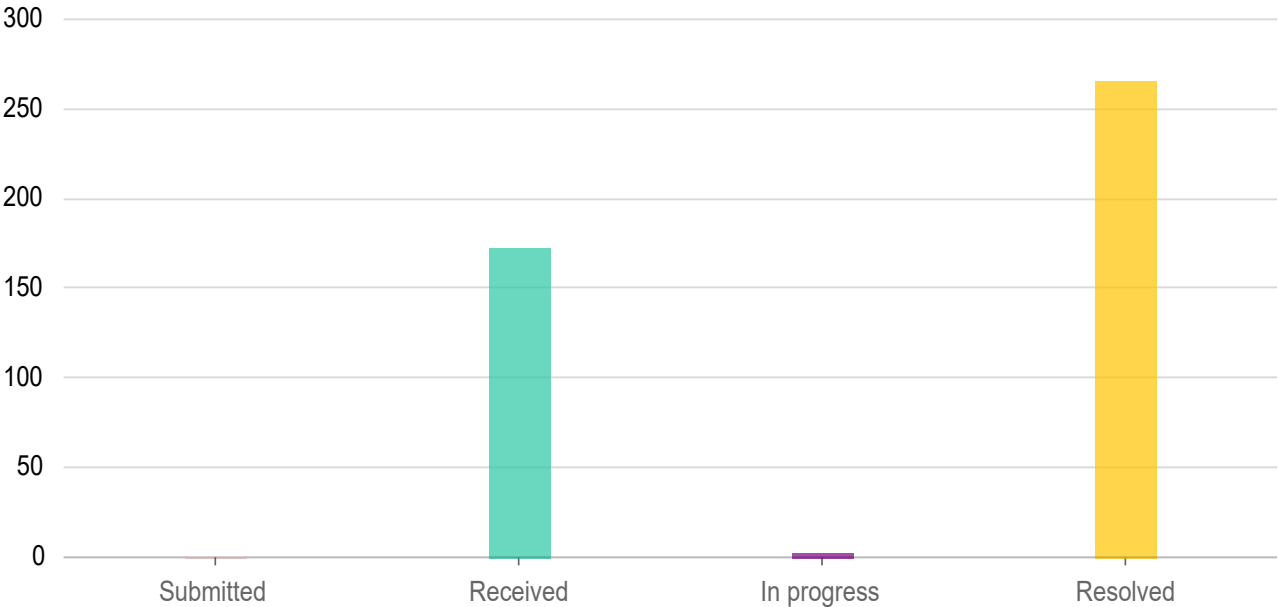
Are you an employee of the City of Santa Fe submitting on behalf of a constituent?



Answers	Count	Percentage
Yes	128	28.83%
No	303	68.24%

Answered: 431 Skipped: 13

Status



Answers	Count	Percentage
---------	-------	------------

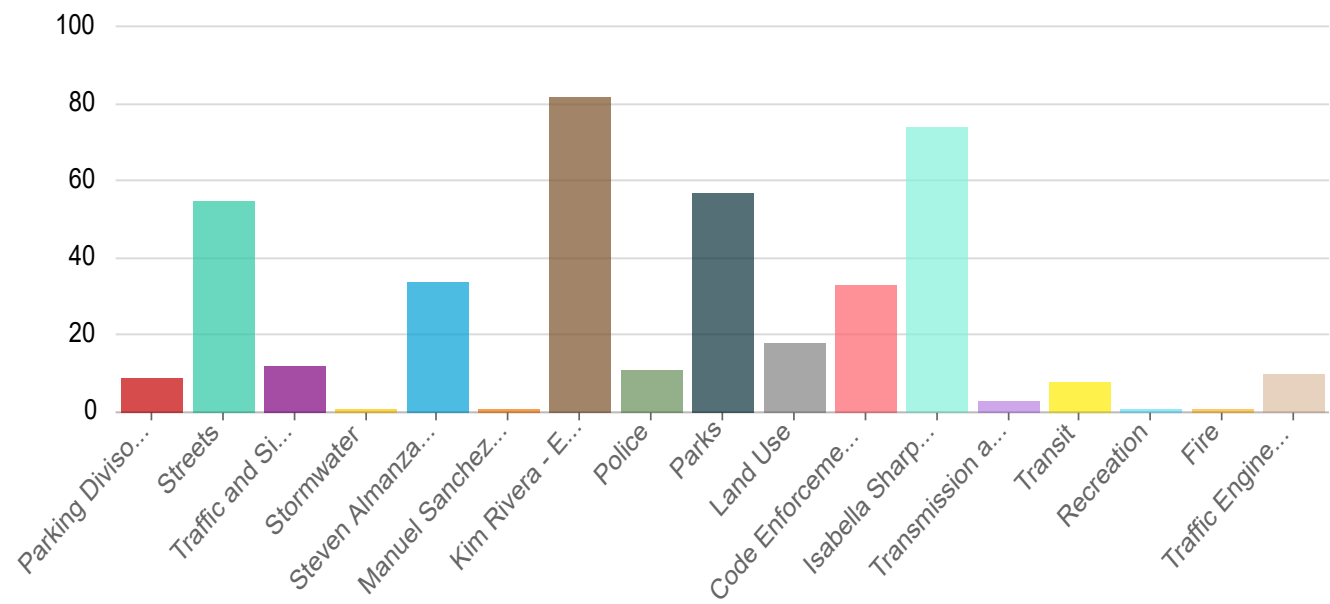
4/2/2021

CRM Dashboard Manager

Submitted	0	0%
Received	173	38.96%
In progress	3	0.68%
Resolved	266	59.91%

Answered: 442 Skipped: 2

Assigned to



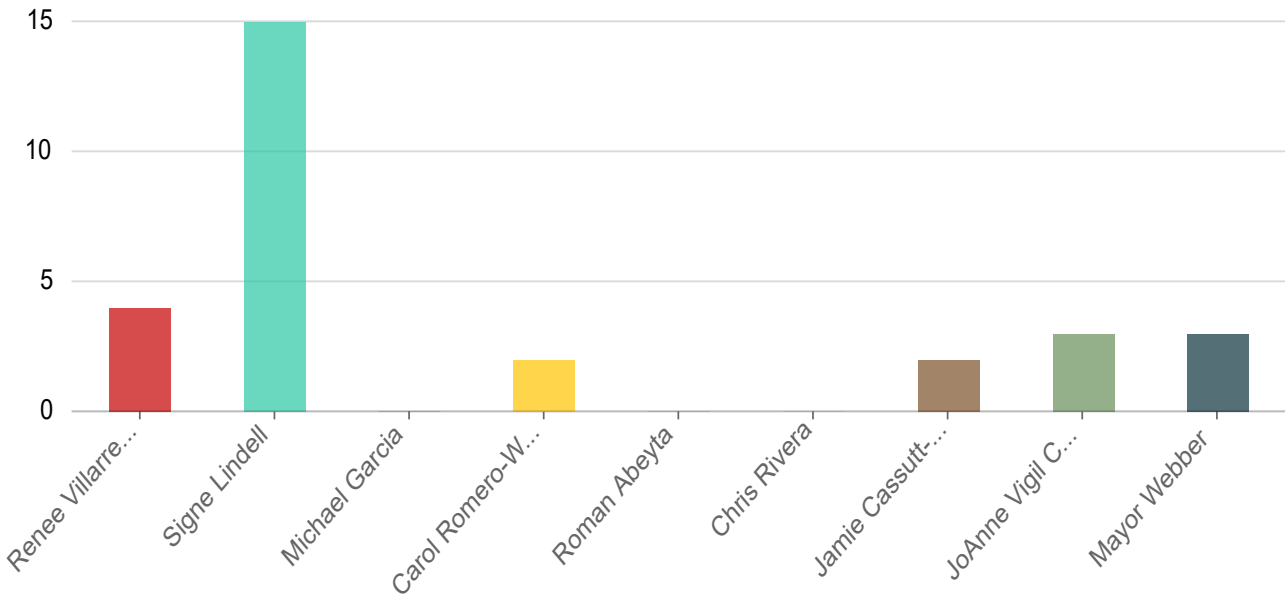
Answers	Count	Percentage
---------	-------	------------

Parking Division	9	2.03%
Streets	55	12.39%
Traffic and Signals	12	2.7%
Stormwater	1	0.23%
Steven Almanzar - Environmental Services	34	7.66%
Manuel Sanchez - Environmental Services	1	0.23%
Kim Rivera - Environmental Services	82	18.47%

Police	11	2.48%
Parks	57	12.84%
Land Use	18	4.05%
Code Enforcement	33	7.43%
Isabella Sharpe - Constituent Services	74	16.67%
Transmission and Distribution	3	0.68%
Transit	8	1.8%
Recreation	1	0.23%
Fire	1	0.23%
Traffic Engineer	10	2.25%

Answered: 440 Skipped: 4

On behalf of Councilor



Answers	Count	Percentage
---------	-------	------------

Renee Villarreal	4	0.9%
------------------	---	------

Signe Lindell	15	3.38%
Michael Garcia	0	0%
Carol Romero-Wirth	2	0.45%
Roman Abeyta	0	0%
Chris Rivera	0	0%
Jamie Cassutt-Sanchez	2	0.45%
JoAnne Vigil Coppler	3	0.68%
Mayor Webber	3	0.68%

Answered: 29 Skipped: 415