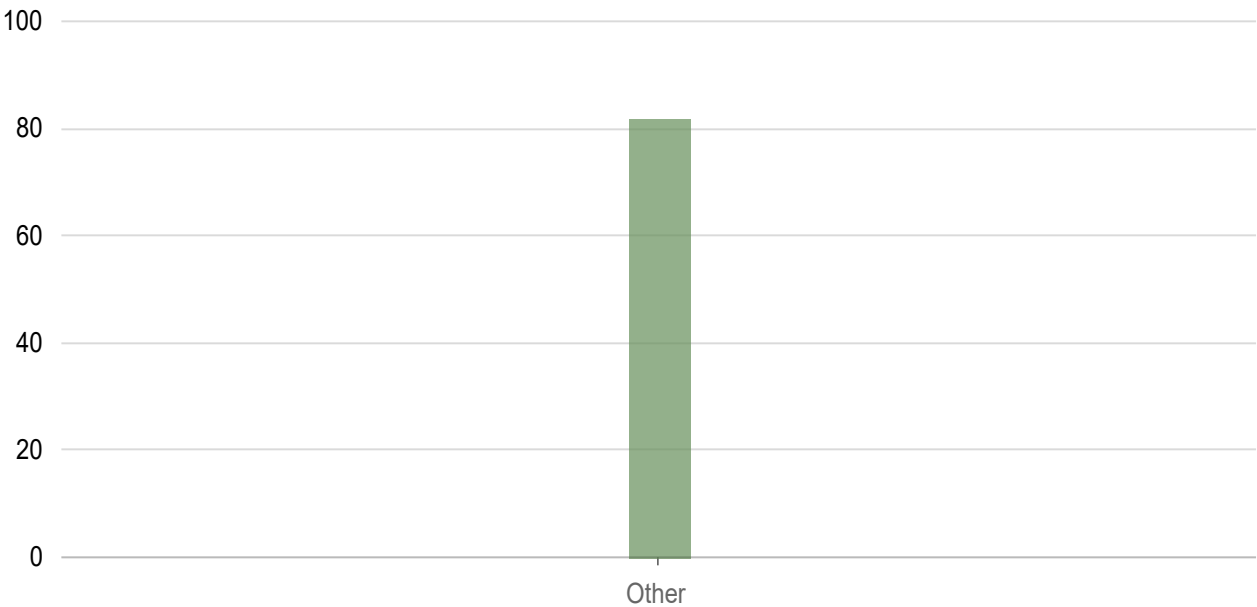


CRM Dashboard Manager

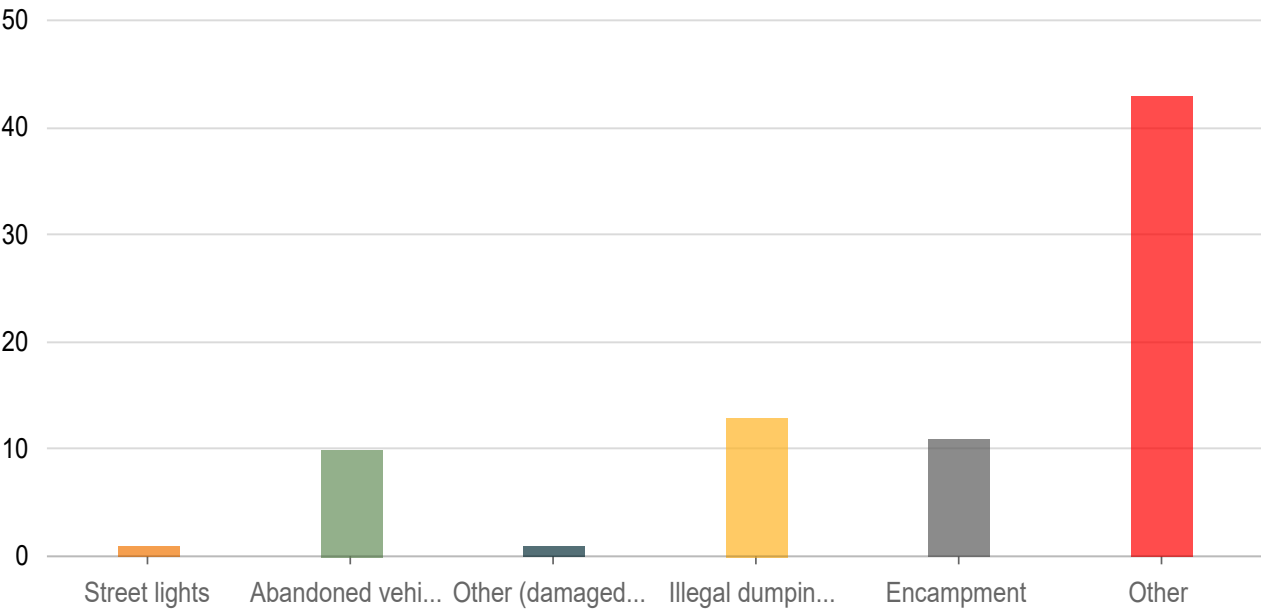
What is the type of issue you are reporting?



| Answers | Count | Percentage |
|---------|-------|------------|
| Other | 82 | 100% |

Answered: 82 Skipped: 0

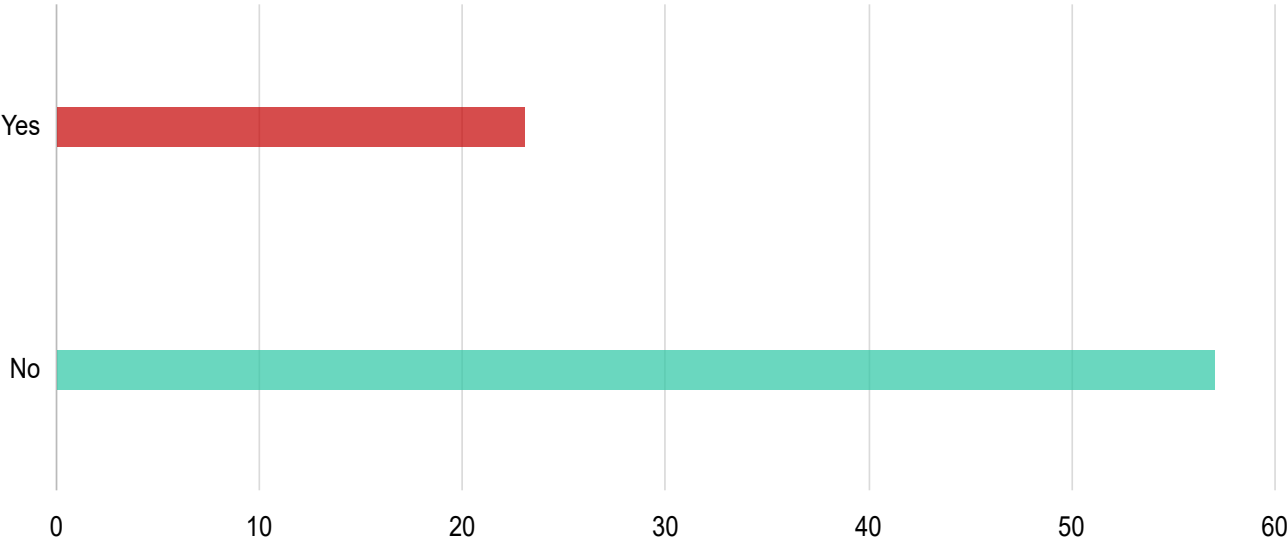
What is the issue you are reporting?



| Answers | Count | Percentage |
|---|-------|------------|
| Street lights | 1 | 1.22% |
| Abandoned vehicle | 10 | 12.2% |
| Other (damaged street signs, sidewalk/curb repair, stormwater drains, etc.) | 1 | 1.22% |
| Illegal dumping | 13 | 15.85% |
| Encampment | 11 | 13.41% |
| Other | 43 | 52.44% |

Answered: 79 Skipped: 3

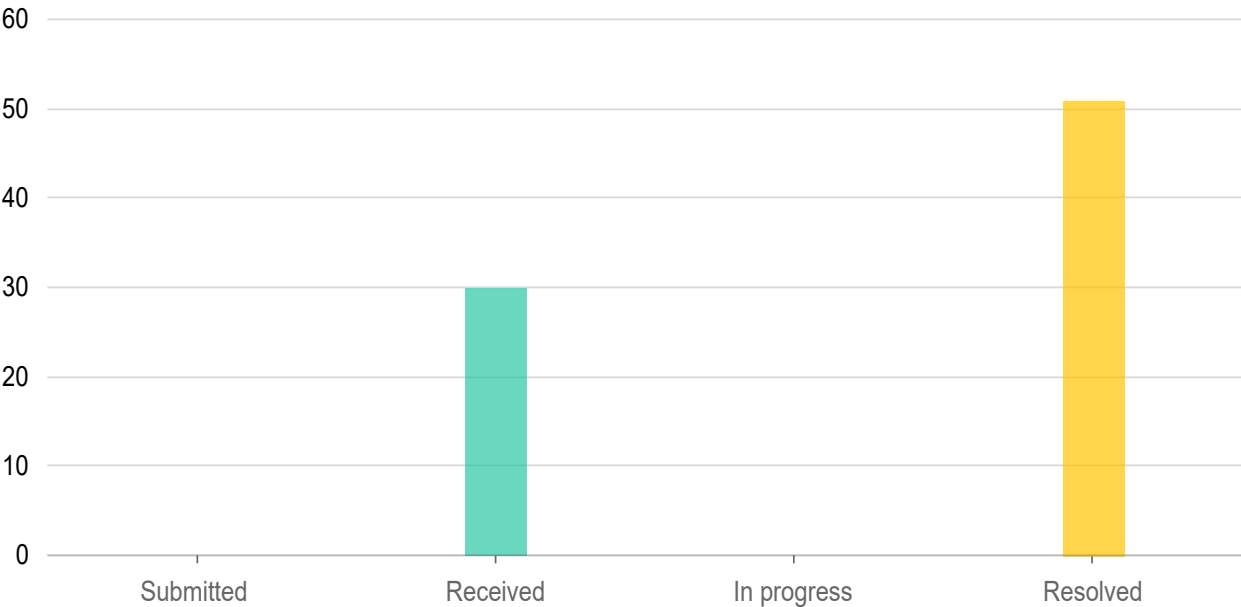
Are you an employee of the City of Santa Fe submitting on behalf of a constituent?



| Answers | Count | Percentage |
|---------|-------|------------|
| Yes | 23 | 28.05% |
| No | 57 | 69.51% |

Answered: 80 Skipped: 2

Status



| Answers | Count | Percentage |
|---------|-------|------------|
|---------|-------|------------|

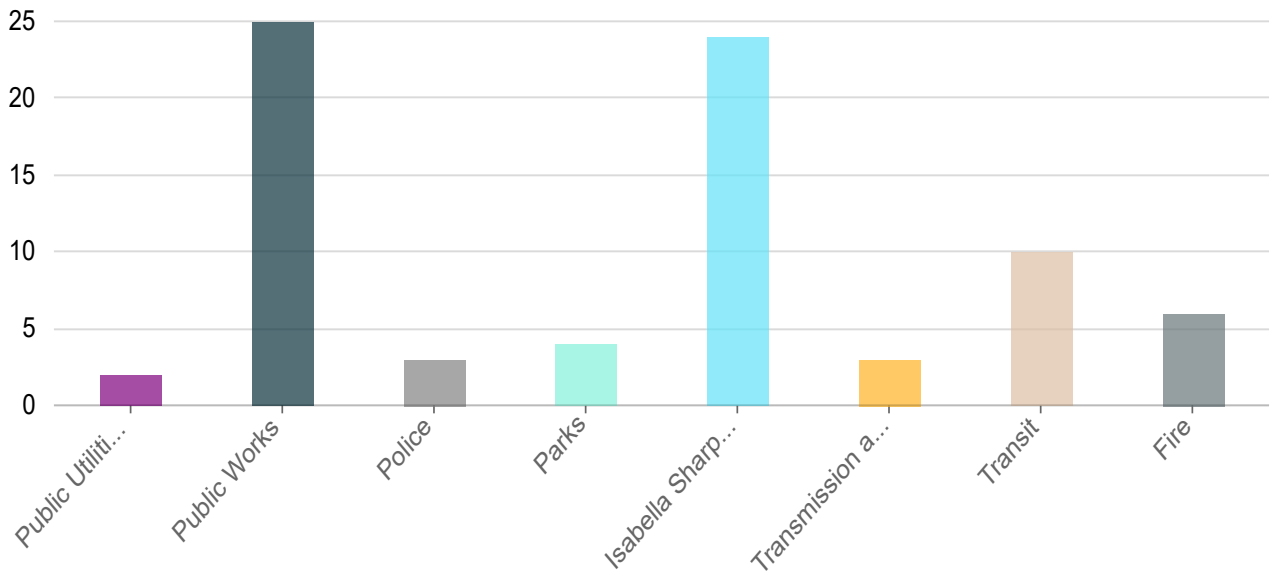
1/29/2021

CRM Dashboard Manager

| | | |
|-------------|----|--------|
| Submitted | 0 | 0% |
| Received | 30 | 36.59% |
| In progress | 0 | 0% |
| Resolved | 51 | 62.2% |

Answered: 81 Skipped: 1

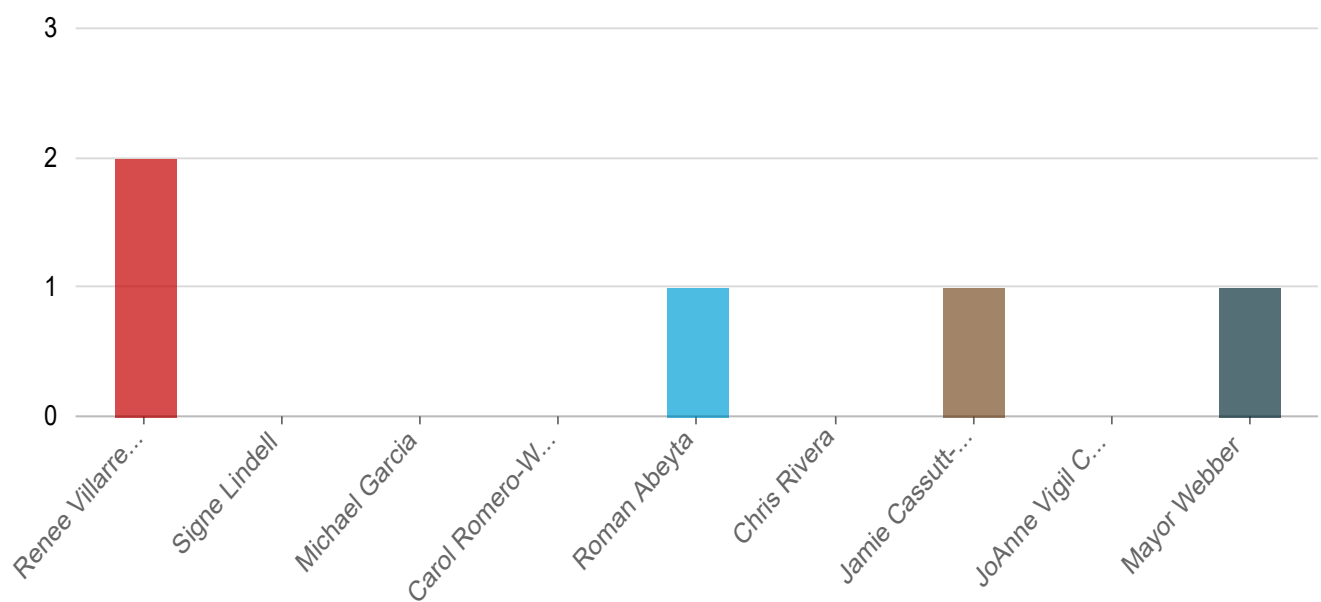
Assigned to



| Answers | Count | Percentage |
|---------|-------|------------|
|---------|-------|------------|

| | | |
|--|----|--------|
| Public Utilities | 2 | 2.44% |
| Public Works | 25 | 30.49% |
| Police | 3 | 3.66% |
| Parks | 4 | 4.88% |
| Isabella Sharpe - Constituent Services | 24 | 29.27% |
| Transmission and Distribution | 3 | 3.66% |
| Transit | 10 | 12.2% |

On behalf of Councilor



| Answers | Count | Percentage |
|-----------------------|-------|------------|
| Renee Villarreal | 2 | 2.44% |
| Signe Lindell | 0 | 0% |
| Michael Garcia | 0 | 0% |
| Carol Romero-Wirth | 0 | 0% |
| Roman Abeyta | 1 | 1.22% |
| Chris Rivera | 0 | 0% |
| Jamie Cassutt-Sanchez | 1 | 1.22% |
| JoAnne Vigil Coppler | 0 | 0% |
| Mayor Webber | 1 | 1.22% |

Answered: 5 Skipped: 77