

1 **CITY OF SANTA FE, NEW MEXICO**

2 **ORDINANCE NO. 2009-24**

3
4
5 **AN ORDINANCE**

6 **AMENDING EXHIBIT I, "MOUNTAINOUS OR DIFFICULT TERRAIN BOUNDARY",**
7 **OF CHAPTER 14 SFCC 1987.**

8
9 **BE IT ORDAINED BY THE GOVERNING BODY OF THE CITY OF SANTA FE:**

10 **Section 1. Section 14-7.1(B)(1)(a)(iii) SFCC 1987 (being Ord. #2001-38, §2 as**
11 **amended) is amended to read:**


12 (iii) Definition of "Mountainous or Difficult Terrain"

13 For purposes of this section, "mountainous or difficult
14 terrain" means any parcel, any portion of which lies in
15 the area labeled as mountainous and difficult terrain on
16 Exhibit "I"* following this chapter and where over 25
17 percent of the square footage of the parcel has an
18 existing slope of over 20 percent.

19 *Editor's Note: Exhibit I, referred to herein, may be found at the end of this chapter.

20 **Section 2. Exhibit I, "Mountainous or Difficult Terrain Boundary" located at**
21 **the end of Chapter 14 SFCC 1987 is amended as attached.**


22 PASSED, APPROVED, and ADOPTED this 10th day of June, 2009.

23
24 

25 DAVID COSS, MAYOR

1 ATTEST:


2

3 
4 YOLANDA Y. VIGIL, CITY CLERK

5

6 APPROVED AS TO FORM:

7

8 
9 FRANK D. KATZ, CITY ATTORNEY

10

11

12

13

14

15

16

17

18

19

20

21

22

23

24

25 Jp/ca/jpmb/2009 ord/mountainous and difficult

"Exhibit I" Mountainous or Difficult Terrain Boundary

