



Agenda

SUSTAINABLE SANTA FE COMMISSION

September 20 2018, 3:00 p.m., Round House Conference Room, City Railyard Offices (500 Market St., entrance next to REI)

- A. CALL TO ORDER
- B. ROLL CALL
- C. APPROVAL OF AGENDA
- D. APPROVAL OF MINUTES: August 28, 1018
- E. ACTION ITEMS REPORT
- F. PRESENTATION & DISCUSSION ITEMS- Shirlene Sitton; Environmental Services Division Director;
sesitton@ci.santa-fe.nm.us; 955-2209
 - 1. Presentation: 25-Year Sustainability Plan Final Version Presentation
 - 2. Discussion: Facilitated Discussion and Strategy Prioritization with Brendle Group
- H. ITEMS FROM THE COMMISSION
- I. ITEMS FROM STAFF
- J. ITEMS FROM THE FLOOR
- K. ITEMS FOR NEXT AGENDA
- L. ADJOURNMENT

NEXT MEETING: October 23 at Councilors' Conference Room, First Floor, City Hall (200 Lincoln Ave.)

NOTE: Persons with disabilities in need of accommodations, contact the City Clerk's office at 955-6520, five (5) working days prior to meeting date.

RECEIVED AT THE CITY CLERK'S OFFICE

DATE: 09/14/2018

TIME: 8:32 AM

**SUMMARY OF ACTION
SUSTAINABLE SANTA FE COMMISSION
ROUND HOUSE CONFERENCE ROOM
CITY RAILYARD OFFICES, 500 MARKET STREET
THURSDAY, SEPTEMBER 20, 2018, 3:00 PM**

<u>ITEM</u>	<u>ACTION</u>	<u>PAGE</u>
CALL TO ORDER		1
ROLL CALL	QUORUM	1
APPROVAL OF AGENDA	APPROVED	1-2
APPROVAL OF MINUTES AUGUST 28, 2019	APPROVED	2
ACTION ITEMS REPORT	INFORMATION/DISCUSSION	2
<u>PRESENTATION AND DISCUSSION ITEMS</u>		
PRESENTATION: 25 YEAR SUSTAINABILITY PLAN FINAL VERSION PRESENTATION	INFORMATION/DISCUSSION	2-3
DISCUSSION: FACILITATED DISCUSSION AND STRATEGY PRIORITIZATION WITH BRENDLE GROUP	INFORMATION/DISCUSSION	3-5
ITEMS FROM THE COMMISSION	INFORMATION/DISCUSSION	5
ITEMS FROM STAFF	NONE	5
ITEMS FROM THE FLOOR	NONE	5
ITEMS FOR NEXT AGENDA	INFORMATION/DISCUSSION	5
NEXT MEETING	OCTOBER 23, 2018	5

ADJOURNMENT

ADJOURNED

6

**SUSTAINABLE SANTA FE COMMISSION
ROUND HOUSE CONFERENCE ROOM
CITY RAILYARD OFFICES, 500 MARKET STREET
THURSDAY, SEPTEMBER 20, 2018, 3:00 PM**

1. CALL TO ORDER

The meeting of the Sustainable Santa Fe Commission was called to order by Beth Beloff, Chair, at 3:00 pm on Thursday, September 20, 2018 in the Round House Conference Room, City Railyard Offices, 500 Market Street, Santa Fe, New Mexico.

2. ROLL CALL

MEMBERS PRESENT

Beth Beloff, Chair
Mary Schruben
Kathy Holian
Dan Pava
Luke Spangenburg
Trejinder Ciano

MEMBERS ABSENT

Bob Many, Excused
Robb Hirsch, Excused
Kimberly Griego-Kiel, Excused

OTHERS PRESENT

Erik Litzenberg, City Manager
Shirlene Sitton, Director, Environmental Services, City of Santa Fe
Conor Merrigan, Brendle Group
Shelby Sommer, Brendle Group
Dan Klein, member of the public
Kathryn Mortimer, Long Ranging Planning, City of Santa Fe
Seth Roffman, Green Fire Times
Elizabeth Martin, Stenographer

3. APPROVAL OF AGENDA

MOTION A motion was made by Commissioner Pava, seconded by Commissioner Schruben, to approve the agenda as presented.

VOTE The motion passed unanimously by voice vote.

**4. APPROVAL OF MINUTES
 AUGUST 28, 2019**

Commissioner Pava said on page 3 the word should be explicit.

Ms. Sitton said Brendle is the correct spelling of the consultant name.

MOTION A motion was made by Commissioner Schruben, seconded by Commissioner Holian, to approve the minutes as amended.

VOTE The motion passed unanimously by voice vote.

5. ACTION ITEMS REPORT

Chair Beloff stated that the action items report is now part of the minutes.

- Future speaker presentations remains on the list.
- Lisa Randall for presentation of the Public Schools Sustainability Plan.
- Integration of articles on the Commission and Plan in the *Green Fire Times*.
- Presentation of the Plan to the Council on October 10th.
- Verde Fund stands as is.
- Siemens and the Community College.
- Thank you to the Water Conservation Committee.

6. PRESENTATION AND DISCUSSION ITEMS

**A. PRESENTATION: 25 YEAR SUSTAINABILITY PLAN FINAL VERSION
 PRESENTATION**

Conor Merrigan and Shelby Sommer, The Brendle Group, presented the final draft version of the 25 Year Sustainability Plan. The Plan presentation is incorporated herewith into these minutes as Exhibit "1".

Commissioner comments and questions during the presentation were as follows:

Commissioner Schruben said it is going to be important, after this Plan is adopted, for us to include in our implementation plan the education of all of the City Boards and Commissions so that they and the City understand that this is the plan now and their plans have to conform to this.

Commissioner Pava said we may be right on target to integrate this Plan into other plans and operations of the City. We need to look at the Land Use Plan review as an opportunity to update that plan so that it includes applicable measures from the Sustainability Plan.

Commissioner Spangenburg said there are also the Community College interests. We are going off the grid to demonstrate Sustainability. We would like to have an influence on the plan in a way that we actually have a goal and we know how to implement the Plan most effectively.

Chair Beloff said the Table on page 107 summarizes well the areas we have talked about over time on integration. She sees us playing a role as the external representatives of the Plan and helping with community engagement and outreach with respect as to how to implement the Plan. It is important that it adapt and evolve and maintain practicality. Coalition building with external coalitions for buy in is critical. We have begun the process of putting together a coalition of local governments which will be extremely helpful in advocating for changes and implementation at a State level. We will be able to, at a local level, get a good feel for possibilities around the entire state. We will also create working groups of experts within the community to help in any way possible within the City. We have been and continue to work collaboratively with external parties and City staff.

Commissioner Holian said she comes from County Commission background. We did a lot of sustainability planning and what she does know is it is vital for the different government entities to work together if it is really going to bear fruit.

Chair Beloff said one of the advantages we can bring to the table is we can focus on the long term vision where it is harder within the City to do that. We offer a reminder of the 25 year Plan.

Ms. Mortimer said she envisions supporting the Plan through the implementation portion of the Plan and related areas.

Mr. Litzenberg said he has not been part of this, although Ms. Sitton has shared the Plan with him as it developed. His role is to implement the Plan. Thank you for all of your work on this.

B. DISCUSSION: FACILITATED DISCUSSION AND STRATEGY PRIORITIZATION WITH BRENDLE GROUP

Ms. Sommer and Mr. Merrigan began a facilitated discussion and prioritization process on the first 30 strategies. Ms. Sommer stated that this process was to take a quick pluse of the Commissioners as to placing each of the first 30 strategies into one of 4 categories as follows:

Quick Wins

Big Gainers

Champions Needed

One Bite At A Time

These categories denote long range or short term implementation, impact possibilities, resources available and resources needed.

An exercise was undertaken whereby Commissioners were able, through the use of a push button clicker, to indicate which category they put the strategy in. That information immediately transferred to the database for a count and placement in the power point presentation. This exercise continued through the first 30 strategies. The results of that "voting" is herewith incorporate into these minutes as Exhibit "2".

Chair Beloff stated that she would like for the Commission to continue to score each of the strategies in this manner before the next meeting.

Commissioner Ciano volunteered to set up Survey Monkey to allow the Commissioners to accomplish this.

Chair Beloff asked the Brendle Group to send the Commission the full results of the scoring as soon as possible so that the Commission can discuss them at the next meeting.

Chair Beloff said she envisions repeating this process with this group once a year.

Mr. Merrigan said he would like to spend a minute on the next steps to ponder. Year 1 planning will include how to remain accountable and on track with focus on tracking the progress of theses strategies. Maybe you could focus on one at each meeting with quarterly check ins. Regular updates will be critical. You might have co-leaders for each strategy.

Ms. Sitton said it is about being accountable and on track. The City has a huge project going on where we are using results based accountability for every Department's goals and activities and are using metrics for measuring progress. The Dashboard for

this project will have public access. She is working closely on this project with the Deputy City Manager, Rene Martinez. The metrics we want to track for this Plan we can work into the Department and program metrics where it lives.

Chair Beloff said the presentation of the Plan to the City Council will be on October 10th. Legal has advised us that it will then go through the Committee process and will, hopefully, come back to the Council in early November to pass the adoption Resolution.

7. ITEMS FROM THE COMMISSION

Chair Beloff said she attended the Global Action Summit. She will give a summary report on the Summit at our next meeting.

Mr. Spangenburg said there will be an eastside meeting next week at the Community College with the Department of Energy. They will be speaking about energy projects in each State and resources available. He will send the meeting notification to Ms. Sitton so that she can share it with the Commissioners.

8. ITEMS FROM STAFF

None.

9. ITEMS FROM THE FLOOR

None.

10. ITEMS FOR NEXT AGENDA

Items listed for the next agenda were as follows:

Global Action Summit.

Coalition of Local Governments

Scoring of the Strategies

11. NEXT MEETING OCTOBER 23, 2018

12. ADJOURNMENT

There being no further business before the Commission the meeting adjourned at 5:12 pm.



Beth Beloff, Chair



Elizabeth Martin, Stenographer



Sustainability Plan

Sustainable Santa Fe Commission Meeting

September 20, 2018



**Sustainable Santa Fe
25-Year Plan**

Adopted Month Year



Exhibit "1"

Today's Agenda

3:00-3:30 pm

Welcome & Overview

3:30-4:45 pm

Year 1 Work Plan Exercise & SSFC Implementation Role Discussion

4:45-5:00 pm

Next Steps















Welcome & Overview

Introductions

- Please share the following:
 - Name
 - SSFC Working Group
 - How do you envision supporting the Sustainability Plan's implementation?

Plan Orientation

Contents

Introduction	10
Plan Organization & Development	18
 Carbon Neutrality Considerations	24
 Ecological Resilience	28
 Energy	34
 Ecosystems	38
 Water	41
 Waste	45
 Economic Vitality	48
 Community Development	54
 Built Environment	58
 Transportation	61
 Quality of Life & Social Equity	64
 Health & Well-Being	73
 Food Systems	76
 Social Equity	79
Baseline Sustainability Analysis	82
Implementation	90
Appendices	109
A. Strategy Implementation Details	
B. Strategy Evaluation Methodology	
C. Greenhouse Gas Emissions Baseline	
D. Carbon Neutrality Analysis Methodology	
E. Community Conversations	
F. Advancing Sustainability Advisory Working Group Final Report	

Strategy Screening Tool Purpose

- Provide a baseline of estimated triple bottom line (TBL) and carbon (C) impacts for each strategy
 - Compare the relationships and potential carbon reduction benefits of each strategy
 - Identify which strategies are aligned across all of the elements/pathways and which ones are more aligned to specific elements/pathways
- Provide the ability to further refine results regularly as resources and prerogatives change

Evaluation Process

- Static portion (TBL +C)
 - As new strategies are developed, each can be evaluated for alignment with Element Objectives (Low, Medium, High)
 - Carbon impacts are quantified according to criticality and quantitative reduction potential (Low, Limited, Medium, High)
- Dynamic Portion (T+R)
 - Each evaluation cycle, identify Timelines based on desired prerogatives, alignment with existing efforts, and other timelines (near, medium, long)
 - Also, identify Resources available to support implementation (few/none, some, fully supported)

Moving Forward: How to use the Tool

- For regular workplanning, complete evaluations and use the information outputs to make final prioritization of high focus strategies for duration of workplan
- Help identify gaps and responsibilities for implementation
- Track progress over time
- Use for public engagement and community conversations
- Compare outputs from various groups to identify commonalities, variance, and needs

Year 1 Work Plan Exercise & SSFC Implementation Role

High Capacity/Resources

No-Brainers
Ready-set-go!

Big Gainers
Maintain Our Pace

Near Term

Long Term

Champions Needed
Who's Our Captain?




One Bite at a Time
Build Our Endurance

Low Capacity/Resources

Discussion Assumptions

- Every strategy is important
- Success will include mix of near-term wins and longer-term transformative changes
- Not all strategies are adequately resourced for City staff to lead implementation
- A sustainability coordinator will serve a central role

TBL Score Top Strategies Summary

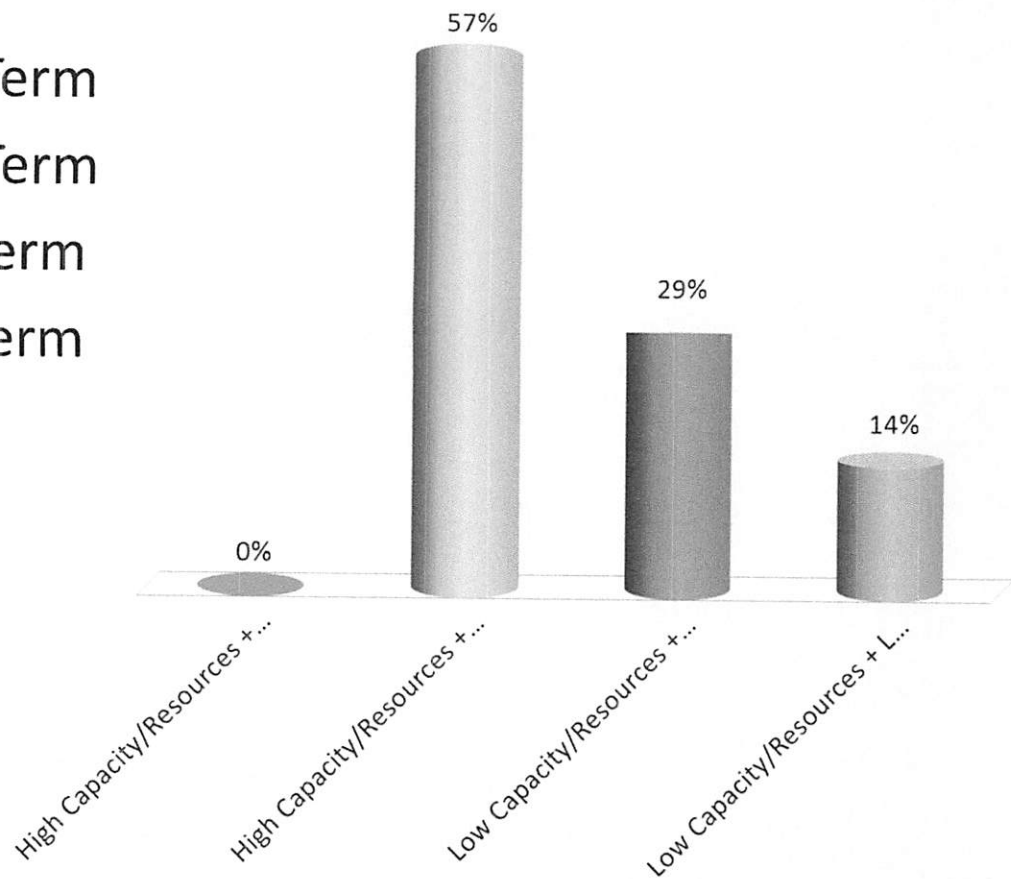
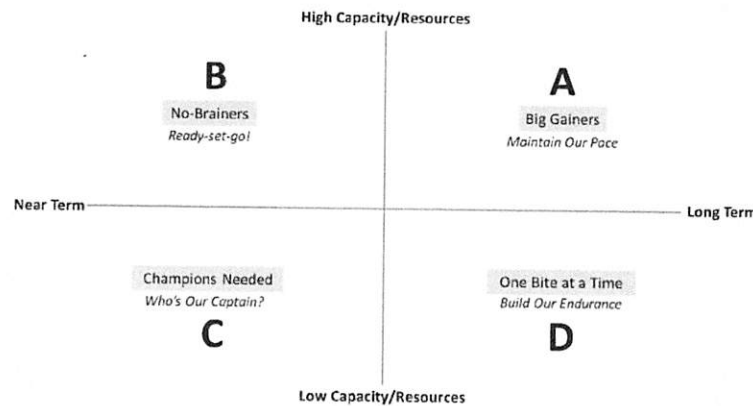
	   	  	   		TBL + Carbon
				GHG Reduction Potential Score	Triple Bottom Line + Carbon Score
BE7: Pilot and incentivize sustainable development practices [^]					6.17
EN2: Expand community participation in energy efficiency programs ^{**}					5.83
BE6: Updated land use plan [^]					5.67
CD6: Increase availability of affordable and workforce housing ^{**}					5.67
CD1: Continue Verde Fund community project ^{**}					5.58
FS6: Support regional food economy development ^{**}					5.58
BE2: Eliminate greenhouse gas emissions from building operations ^{**}					5.5
FS4: Educate about locally-grown food options and benefits ^{**}					5.5
EN5: Develop public electric vehicle charging infrastructure ^{**}					5.42
T6: Invest in multi-modal transportation options ^{**}					5.33
T4: Adopt transit and EV-supportive zoning and land use regulations ^{**}					5.17
T5: Increase transit ridership ^{**}					5.17
EN4: Develop coalition of New Mexico cities and counties for energy policy advocacy ^{**}					5.17
EN9: Upgrade street lighting ^{**}					5.08
WA3: Use triple bottom line criteria for water utility decision making [^]					5.00
EN11: Explore energy efficiency utility [^]					4.92
T9: Develop smart transportation system and multi-modal network ^{**}					4.83
BE3: Eliminate greenhouse gas emissions from City building operations ^{**}					4.75
ES5: Enhance urban forest stewardship					4.75
ES7: Adopt conservation best management practices					4.67
EN1: Implement energy efficiency and renewable energy systems at City facilities ^{**}					4.58
ET4: Create City sustainability internship program					4.58
FS3: Increase institutional use of locally grown produce [*]					4.58
FS5: Inform urban and local farmers and ranchers about local programs [*]					4.58
FS8: Ensure transit service to food outlets					4.58
T7: Integrate transit-supporting technology ^{**}					4.58

[^]Closely aligns with Advancing Sustainability Working Group recommendations

^{**}High carbon reduction potential

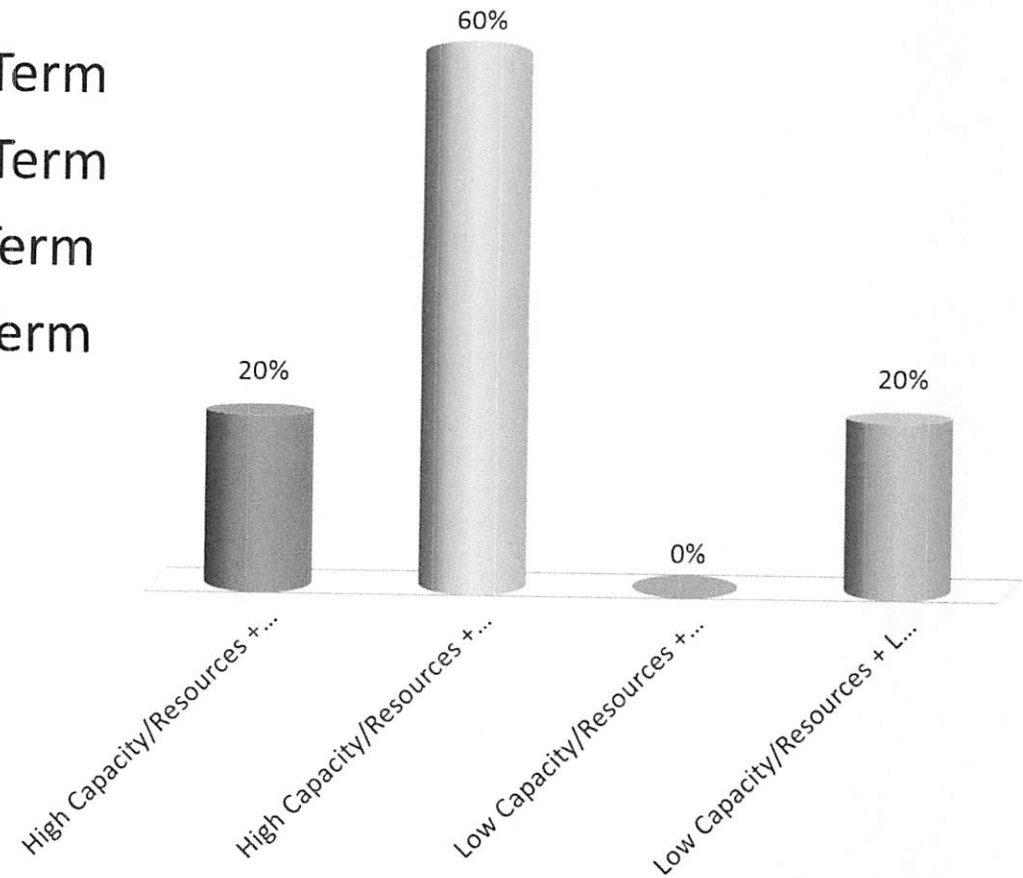
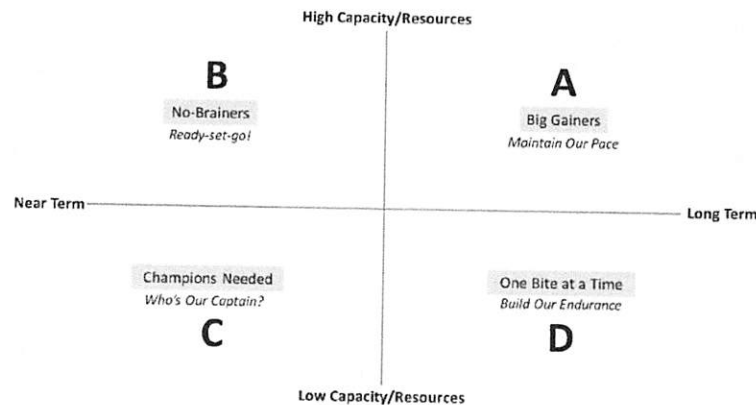
In what quadrant would you locate strategy: BE7?

- A. High Capacity/Resources + Long Term
- B. High Capacity/Resources + Near Term
- C. Low Capacity/Resources + Near Term
- D. Low Capacity/Resources + Long Term



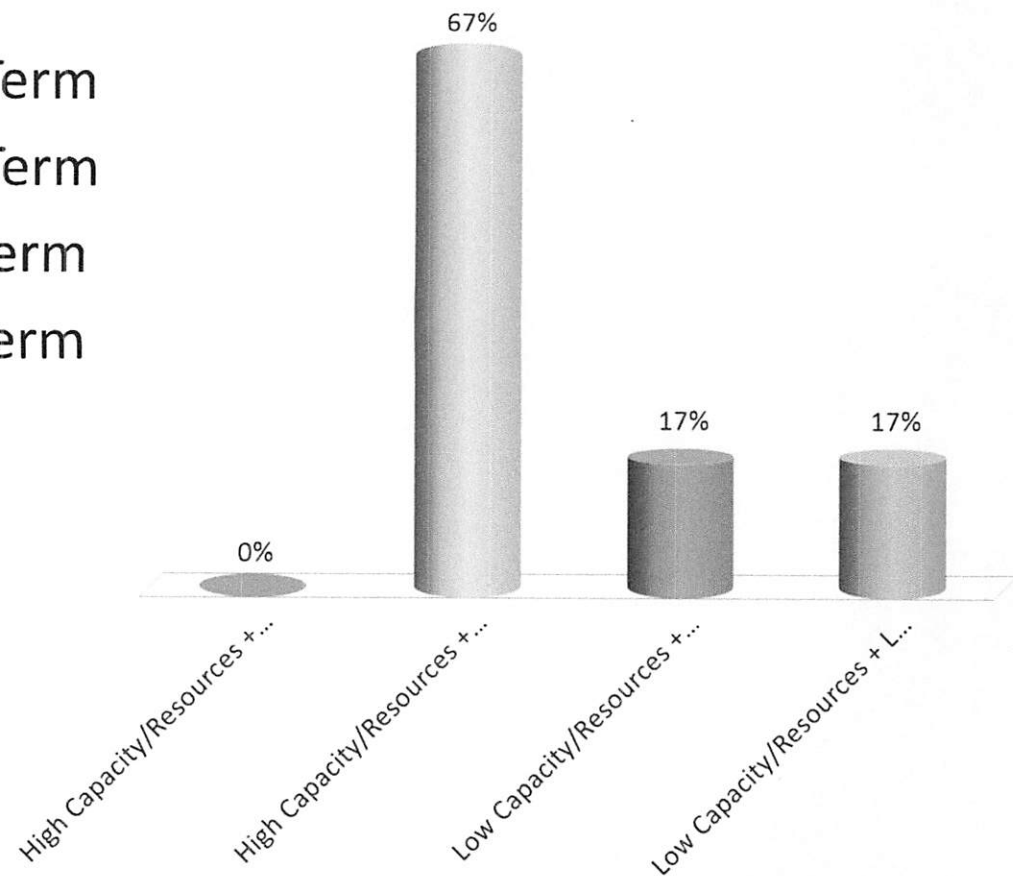
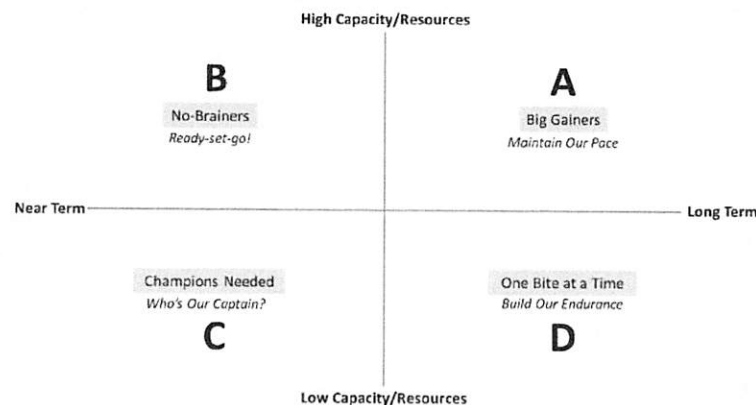
In what quadrant would you locate strategy: EN2?

- A. High Capacity/Resources + Long Term
- B. High Capacity/Resources + Near Term
- C. Low Capacity/Resources + Near Term
- D. Low Capacity/Resources + Long Term



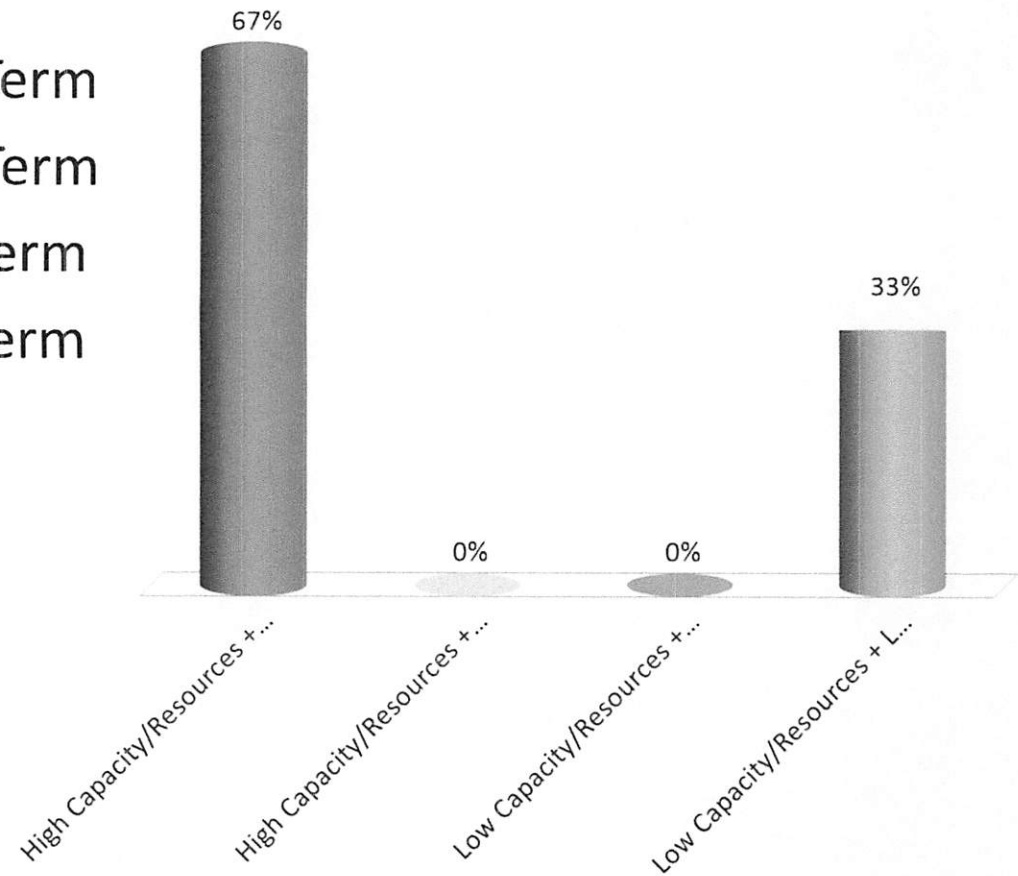
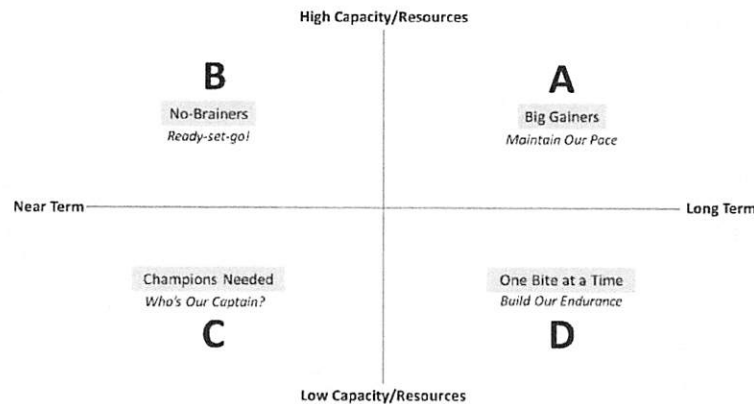
In what quadrant would you locate strategy: BE6?

- A. High Capacity/Resources + Long Term
- B. High Capacity/Resources + Near Term
- C. Low Capacity/Resources + Near Term
- D. Low Capacity/Resources + Long Term



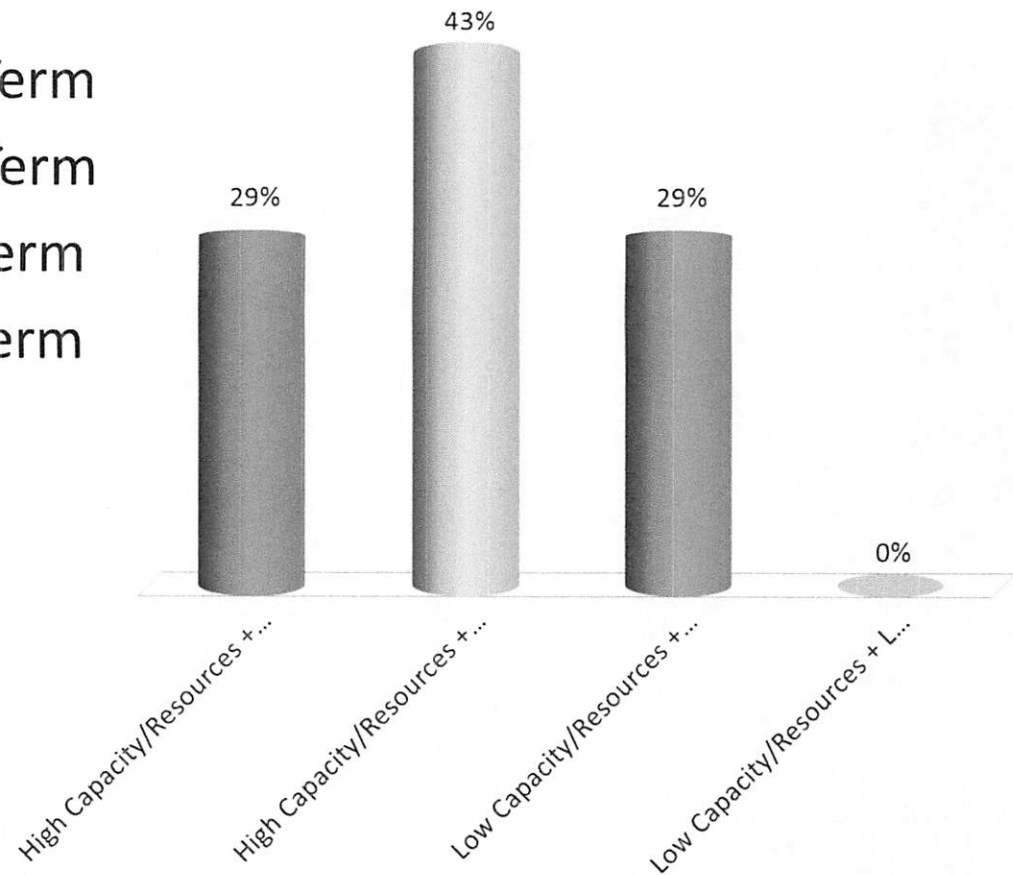
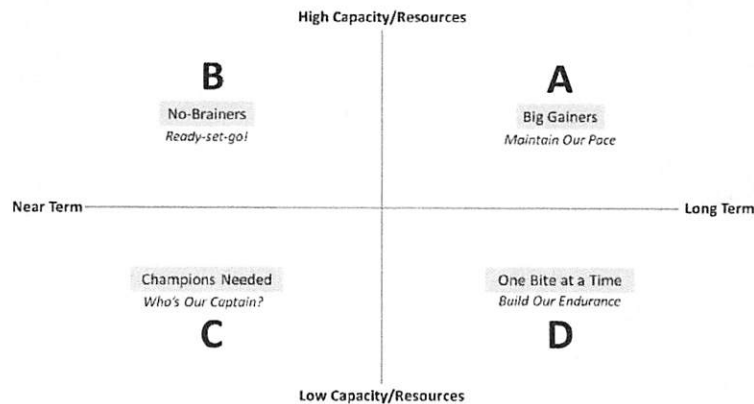
In what quadrant would you locate strategy: CD6?

- A. High Capacity/Resources + Long Term
- B. High Capacity/Resources + Near Term
- C. Low Capacity/Resources + Near Term
- D. Low Capacity/Resources + Long Term



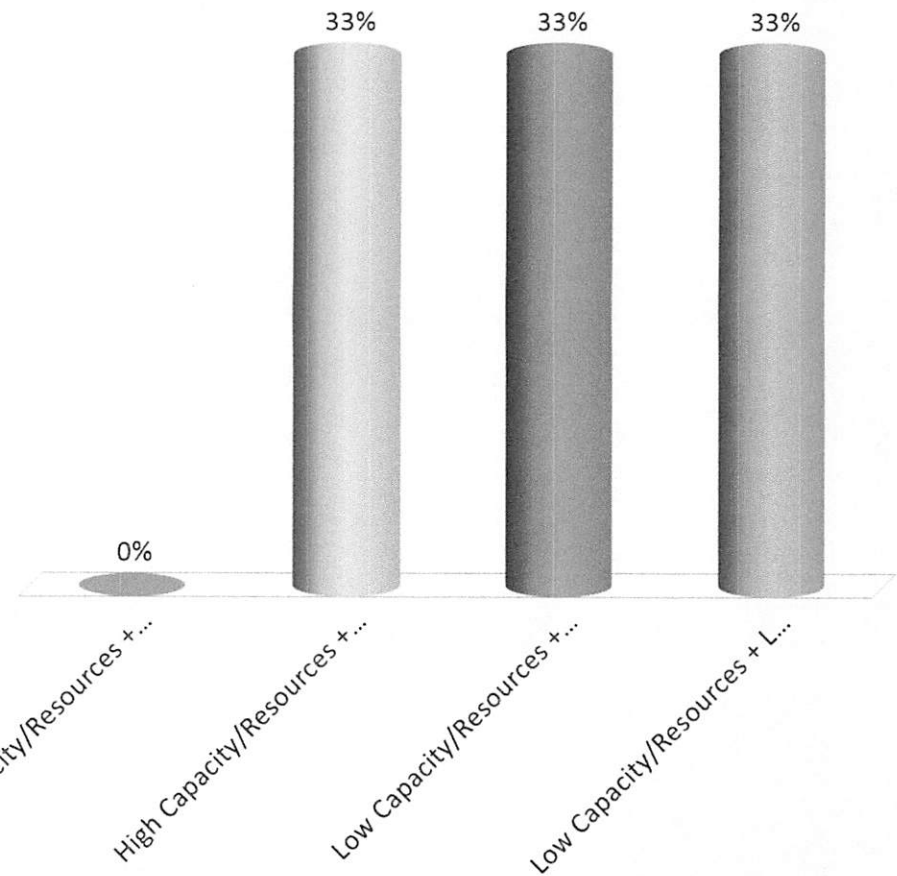
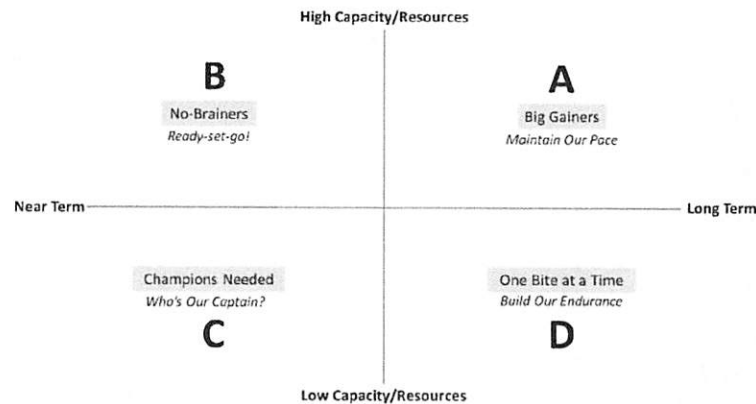
In what quadrant would you locate strategy: FS6?

- A. High Capacity/Resources + Long Term
- B. High Capacity/Resources + Near Term
- C. Low Capacity/Resources + Near Term
- D. Low Capacity/Resources + Long Term



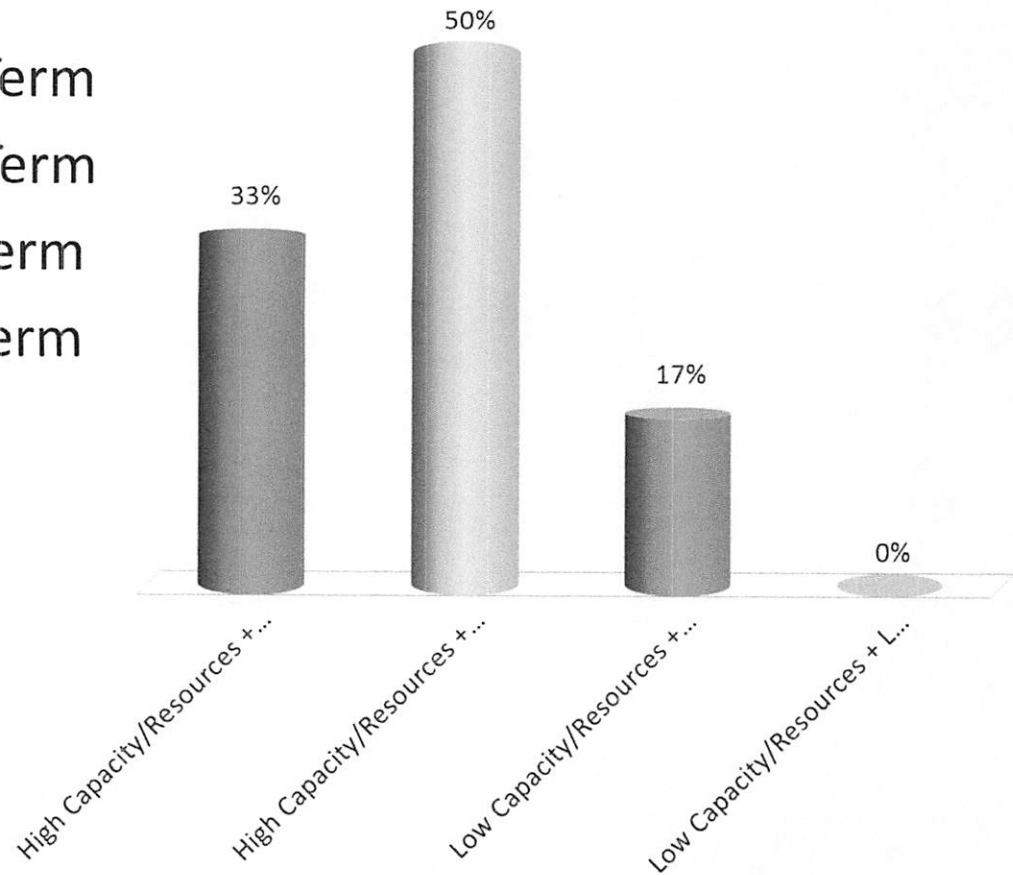
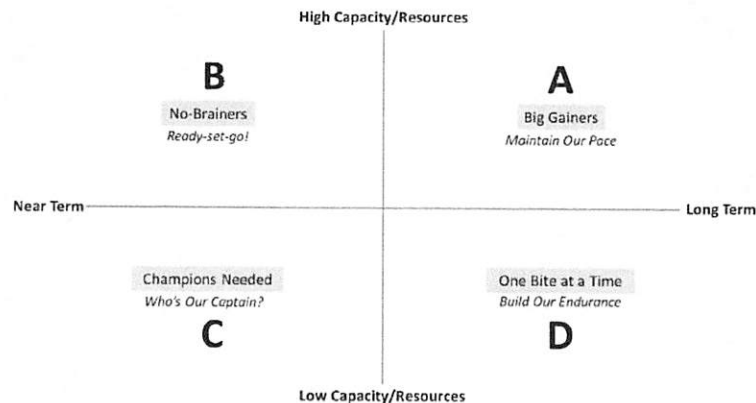
In what quadrant would you locate strategy: CD1?

- A. High Capacity/Resources + Long Term
- B. High Capacity/Resources + Near Term
- C. Low Capacity/Resources + Near Term
- D. Low Capacity/Resources + Long Term



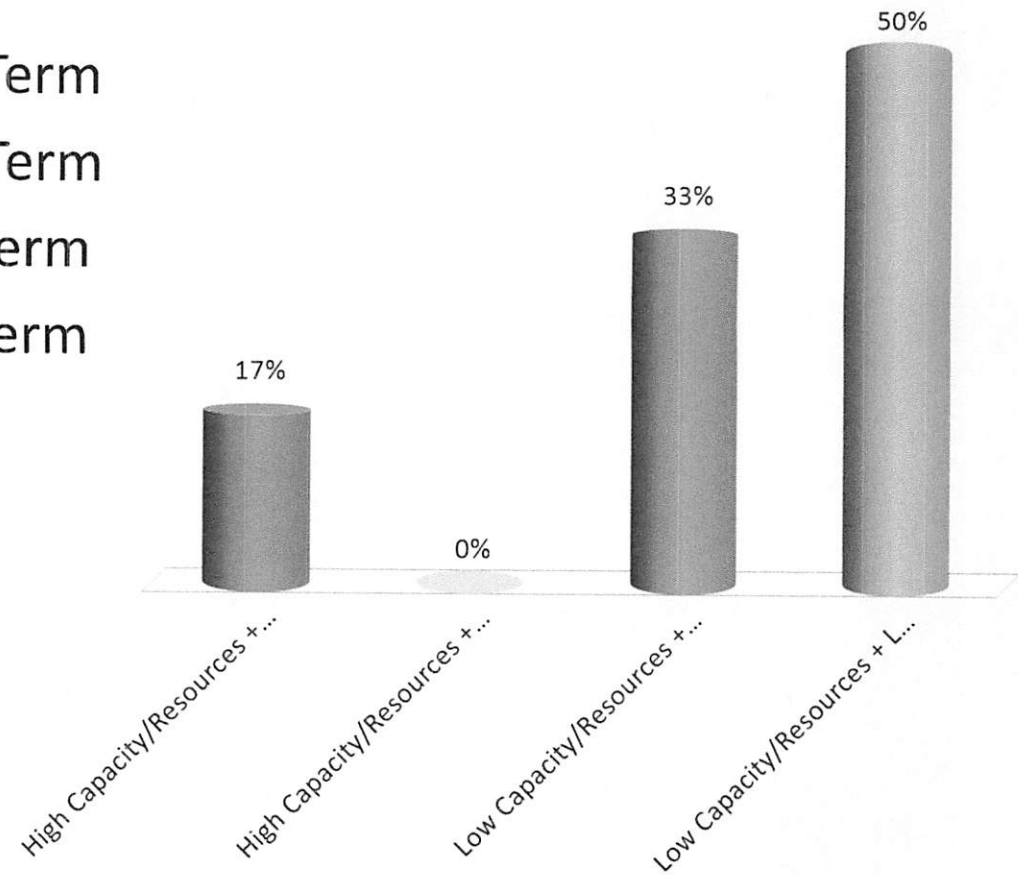
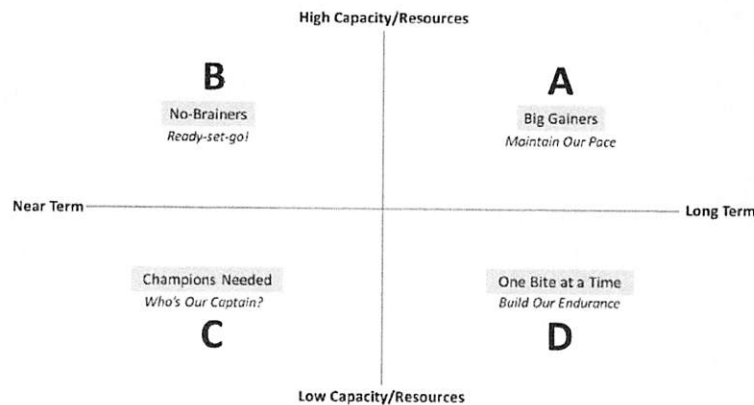
In what quadrant would you locate strategy: FS4?

- A. High Capacity/Resources + Long Term
- B. High Capacity/Resources + Near Term
- C. Low Capacity/Resources + Near Term
- D. Low Capacity/Resources + Long Term



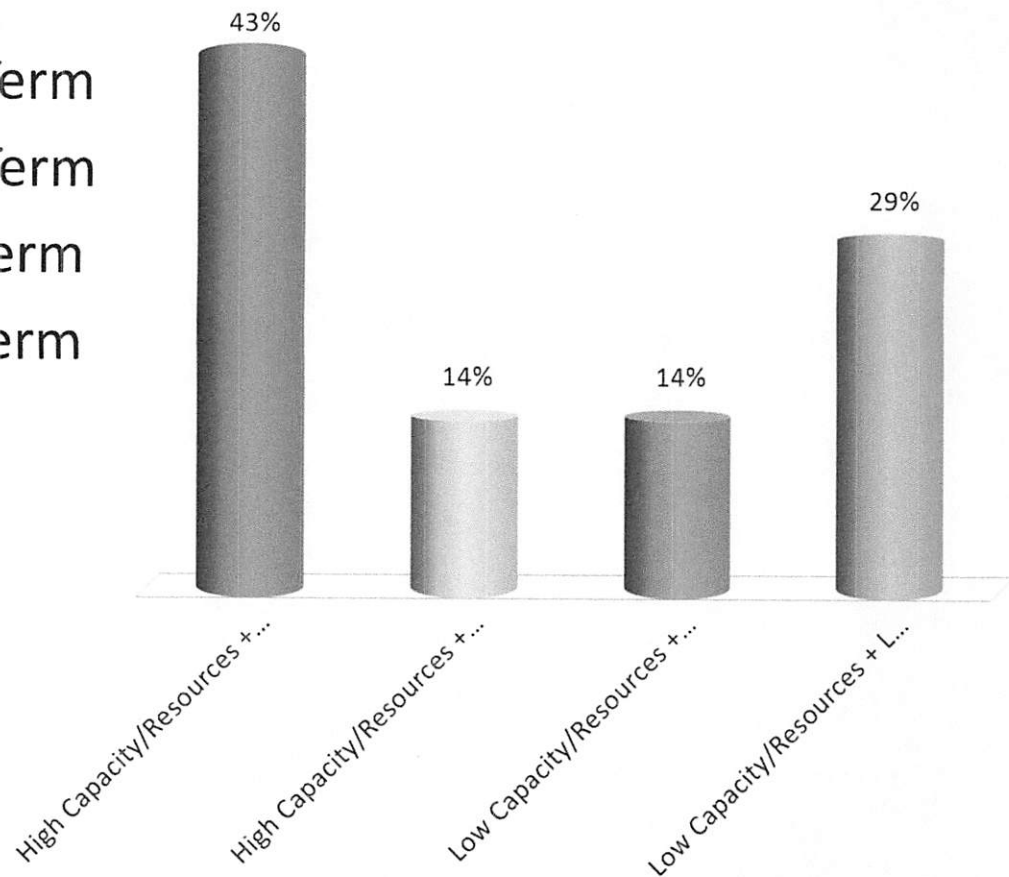
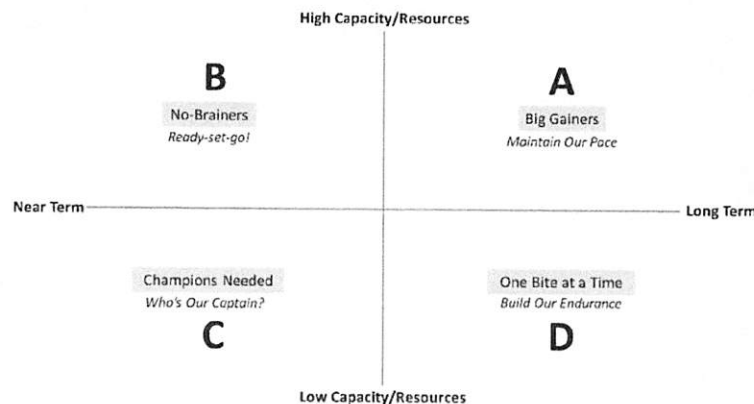
In what quadrant would you locate strategy: BE2?

- A. High Capacity/Resources + Long Term
- B. High Capacity/Resources + Near Term
- C. Low Capacity/Resources + Near Term
- D. Low Capacity/Resources + Long Term



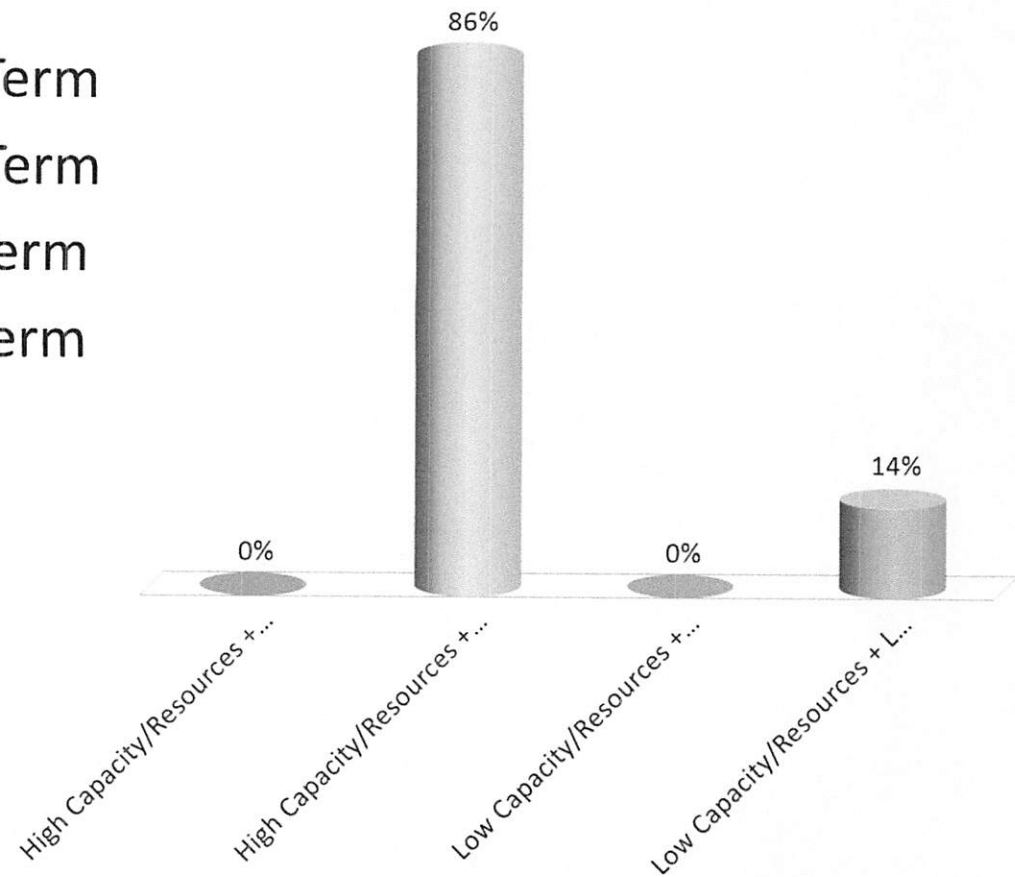
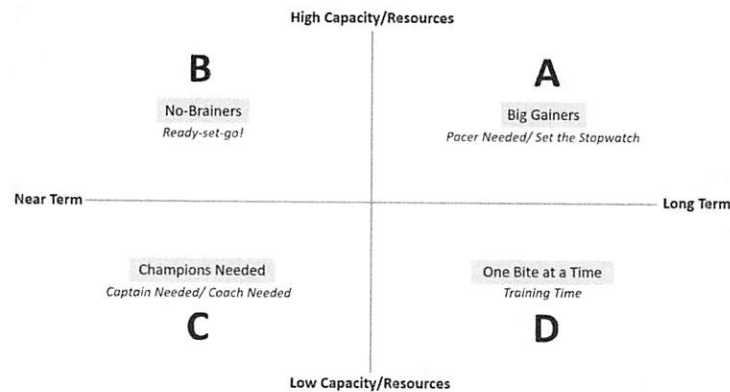
In what quadrant would you locate strategy: EN5?

- A. High Capacity/Resources + Long Term
- B. High Capacity/Resources + Near Term
- C. Low Capacity/Resources + Near Term
- D. Low Capacity/Resources + Long Term



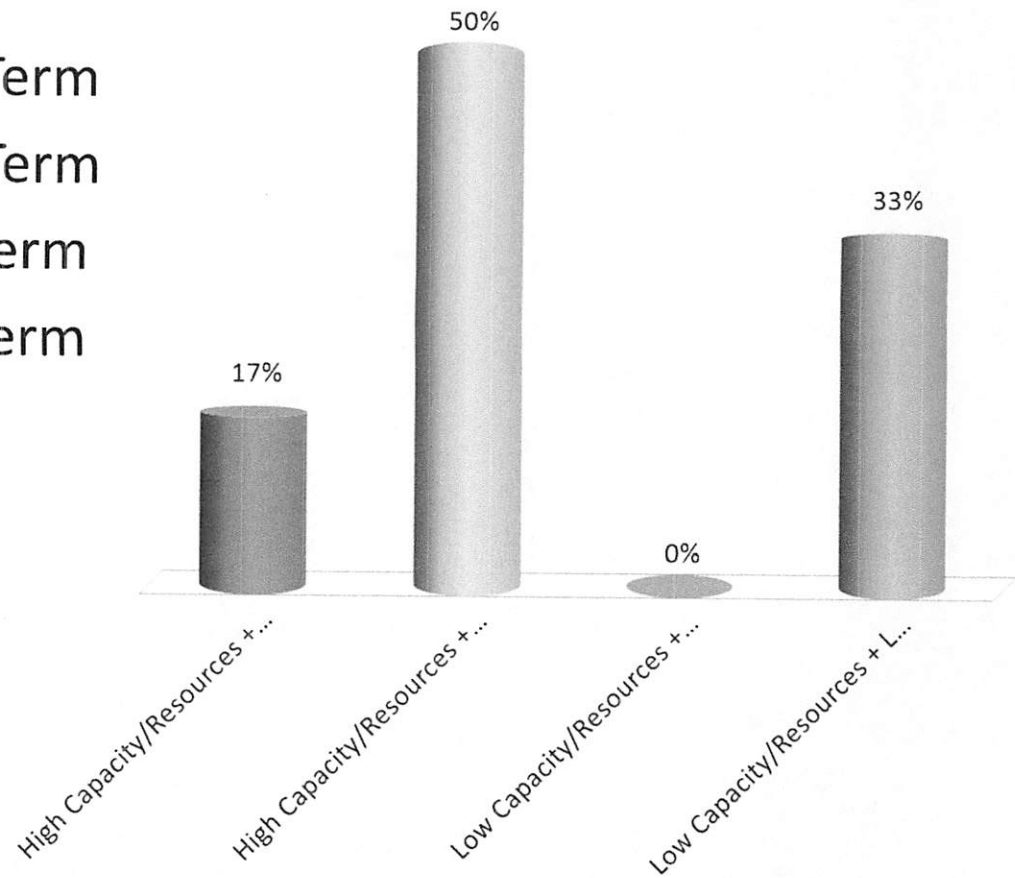
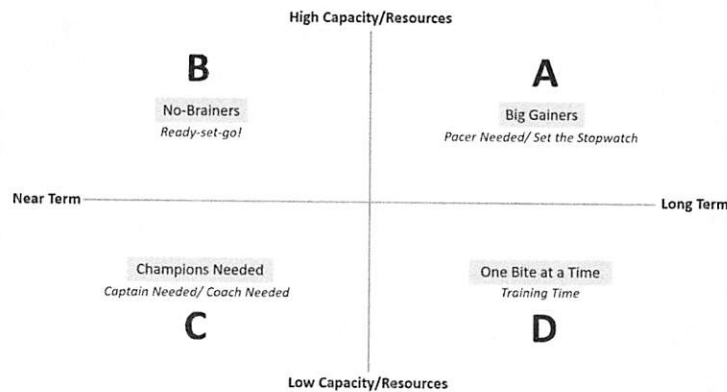
In what quadrant would you locate strategy: T6?

- A. High Capacity/Resources + Long Term
- B. High Capacity/Resources + Near Term
- C. Low Capacity/Resources + Near Term
- D. Low Capacity/Resources + Long Term



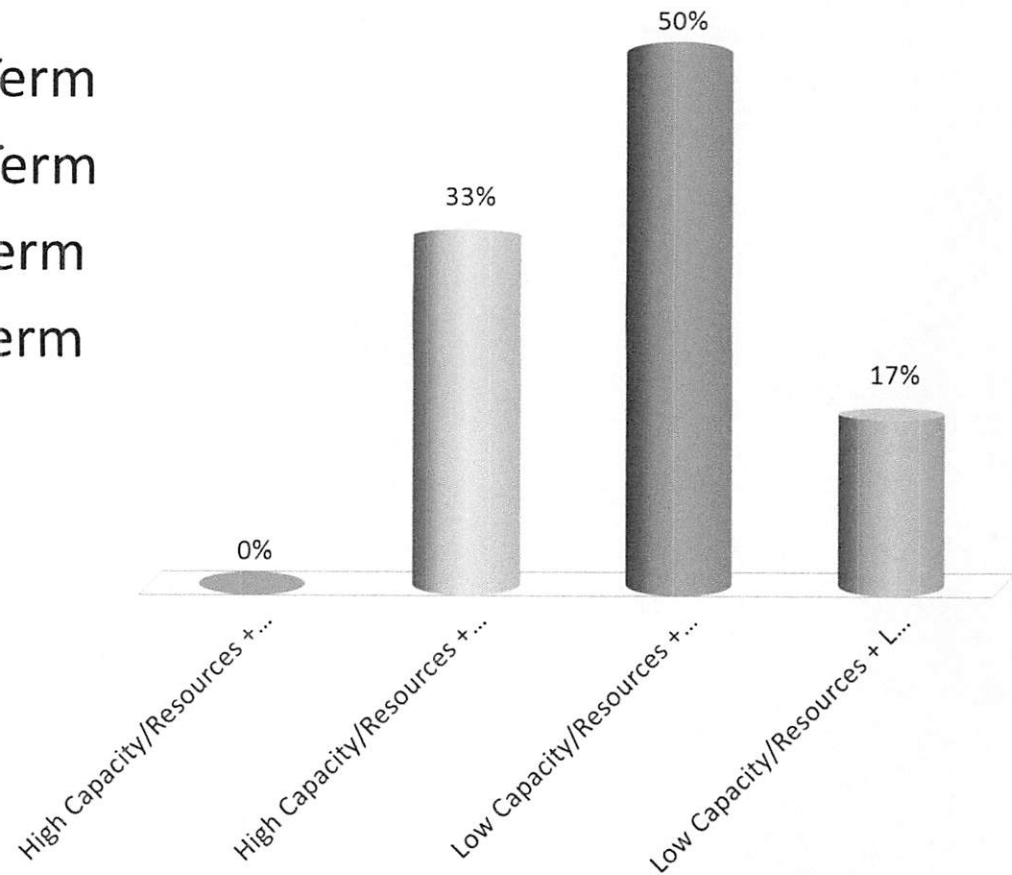
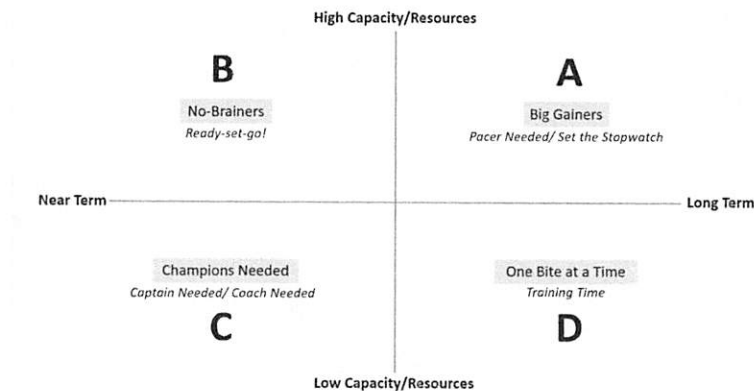
In what quadrant would you locate strategy: T4?

- A. High Capacity/Resources + Long Term
- B. High Capacity/Resources + Near Term
- C. Low Capacity/Resources + Near Term
- D. Low Capacity/Resources + Long Term



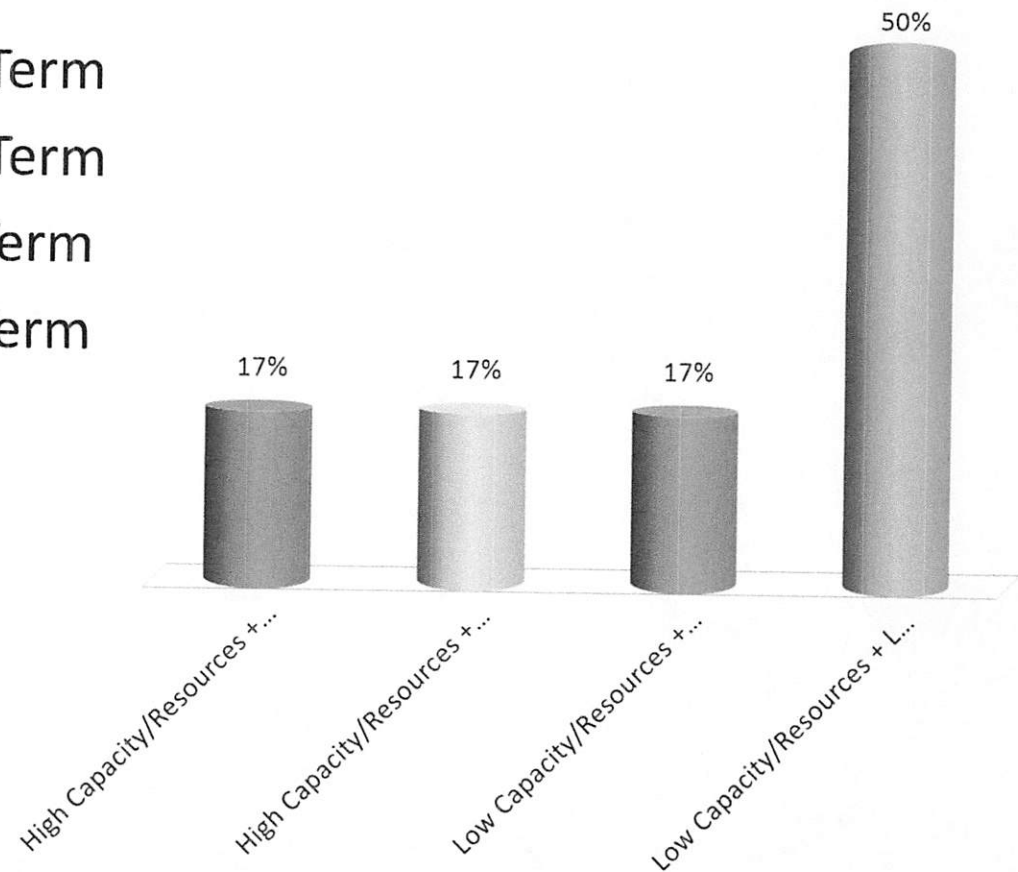
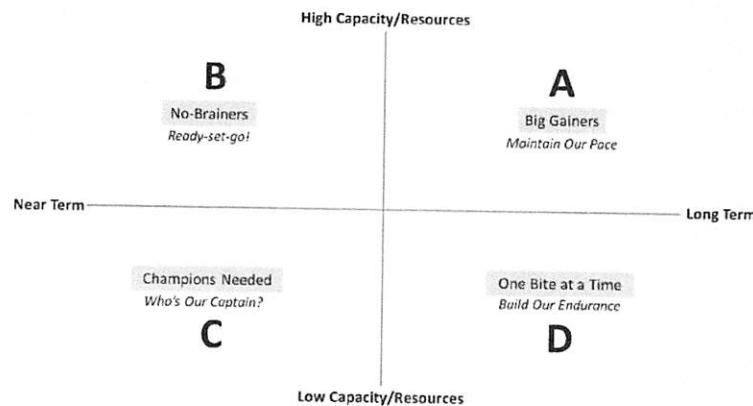
In what quadrant would you locate strategy: T5?

- A. High Capacity/Resources + Long Term
- B. High Capacity/Resources + Near Term
- C. Low Capacity/Resources + Near Term
- D. Low Capacity/Resources + Long Term



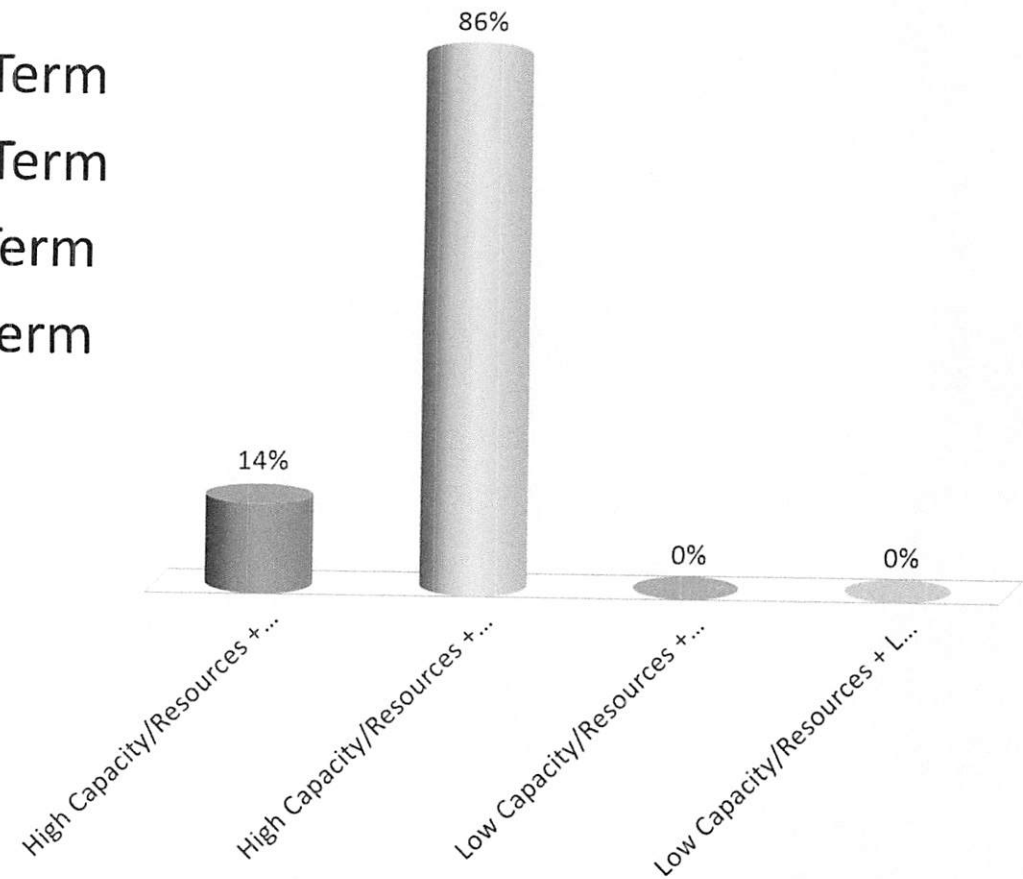
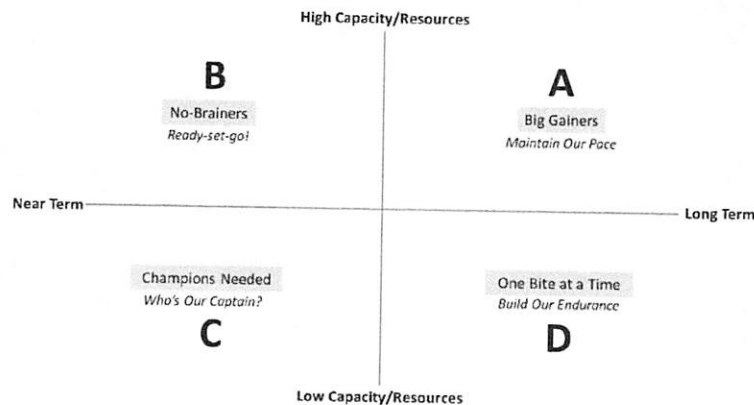
In what quadrant would you locate strategy: EN4?

- A. High Capacity/Resources + Long Term
- B. High Capacity/Resources + Near Term
- C. Low Capacity/Resources + Near Term
- D. Low Capacity/Resources + Long Term



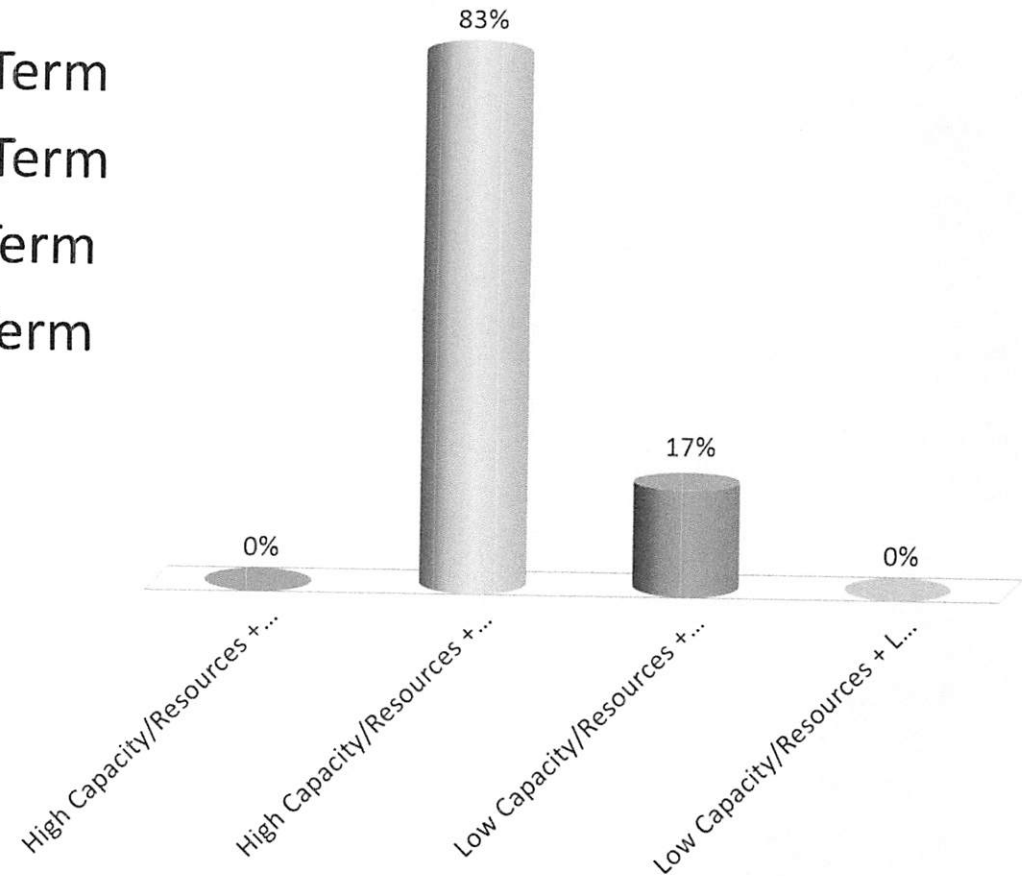
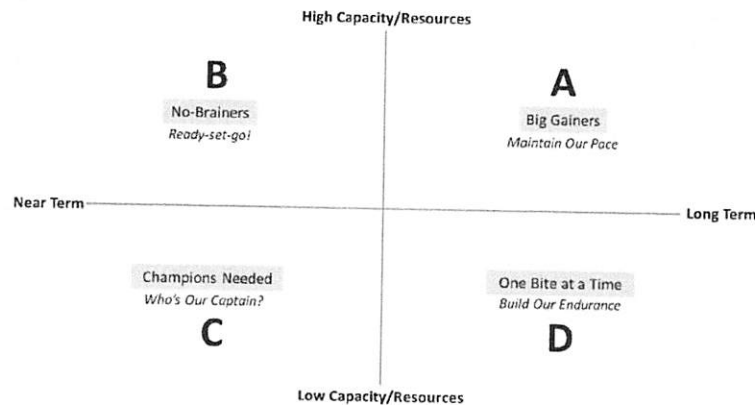
In what quadrant would you locate strategy: EN9?

- A. High Capacity/Resources + Long Term
- B. High Capacity/Resources + Near Term
- C. Low Capacity/Resources + Near Term
- D. Low Capacity/Resources + Long Term



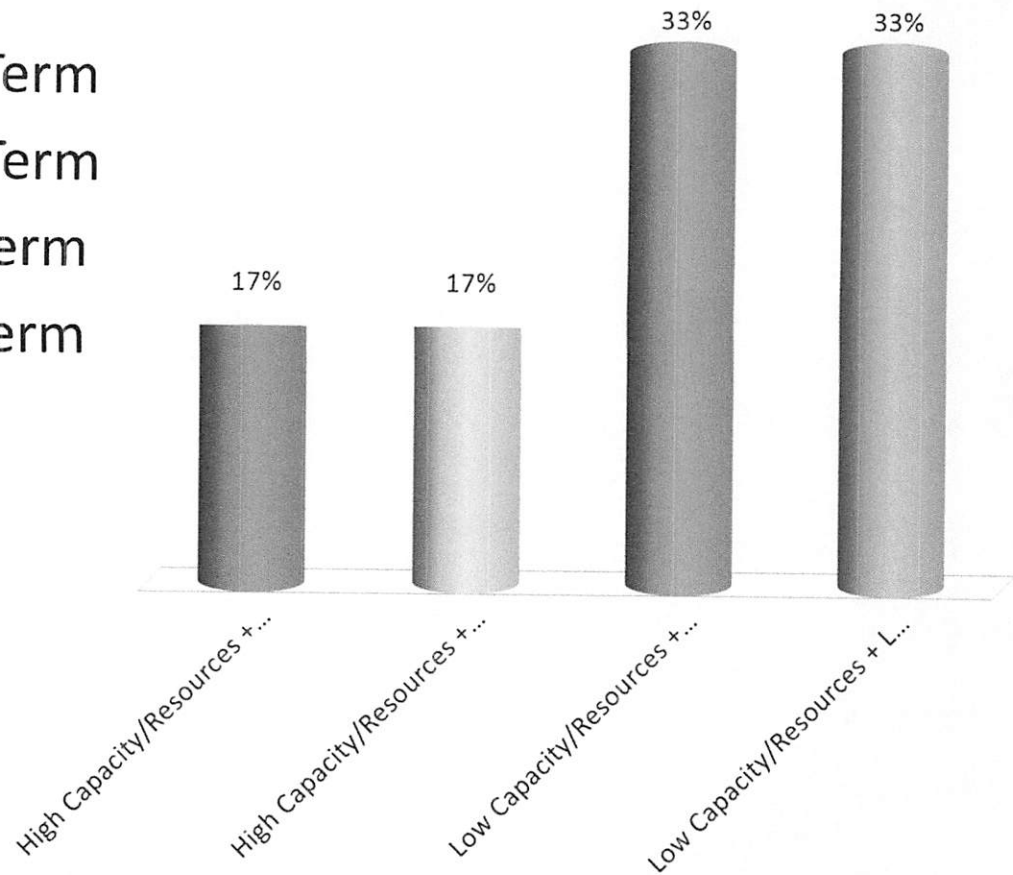
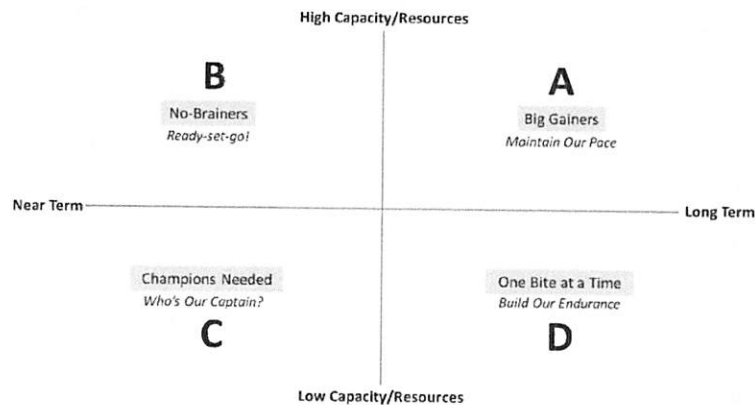
In what quadrant would you locate strategy: WA3?

- A. High Capacity/Resources + Long Term
- B. High Capacity/Resources + Near Term
- C. Low Capacity/Resources + Near Term
- D. Low Capacity/Resources + Long Term



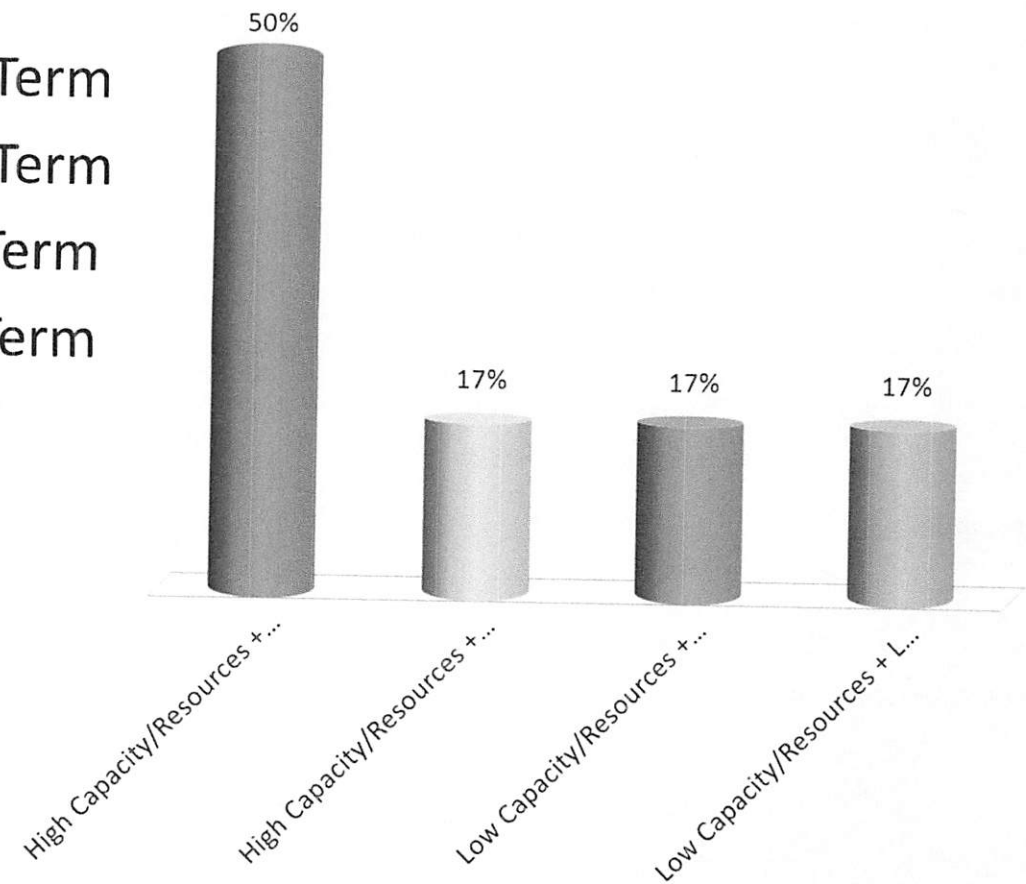
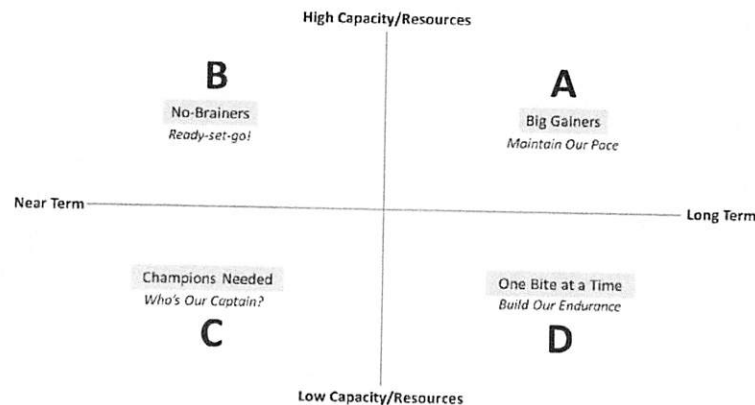
In what quadrant would you locate strategy:
EN11?

- A. High Capacity/Resources + Long Term
- B. High Capacity/Resources + Near Term
- C. Low Capacity/Resources + Near Term
- D. Low Capacity/Resources + Long Term



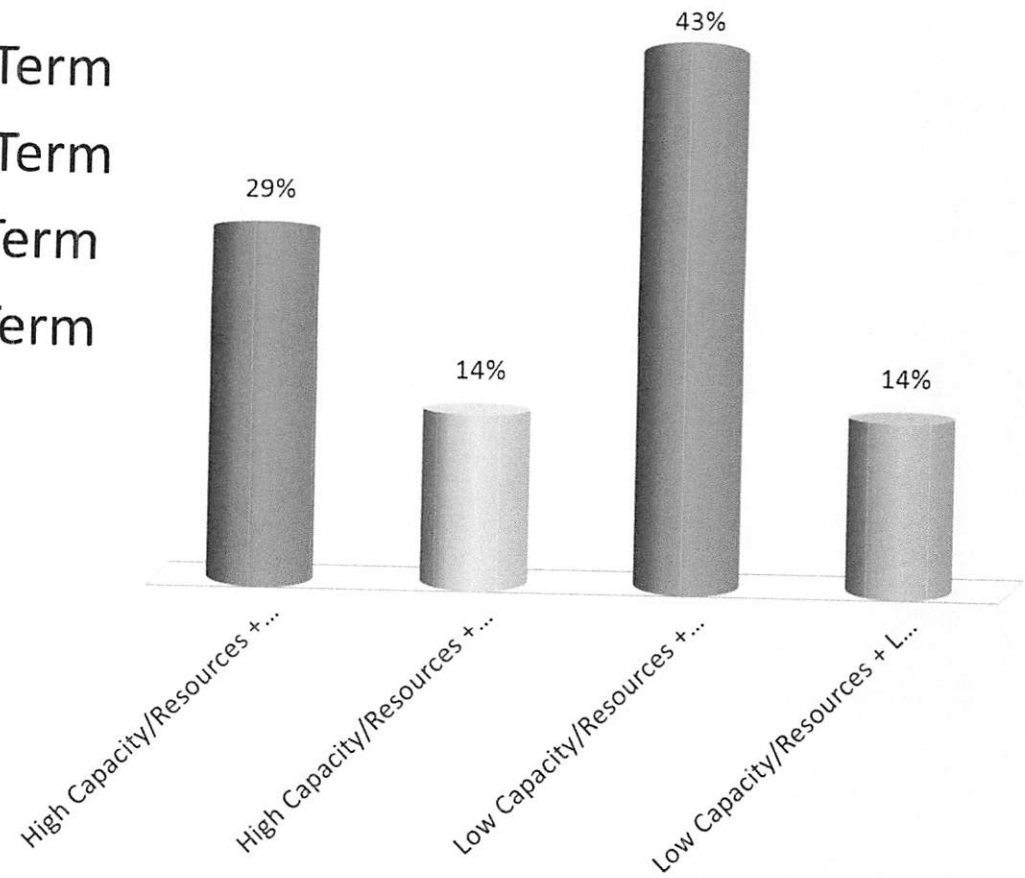
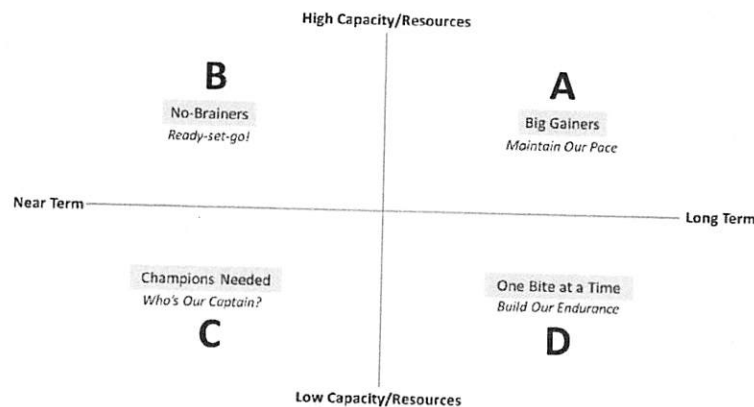
In what quadrant would you locate strategy: T9?

- A. High Capacity/Resources + Long Term
- B. High Capacity/Resources + Near Term
- C. Low Capacity/Resources + Near Term
- D. Low Capacity/Resources + Long Term



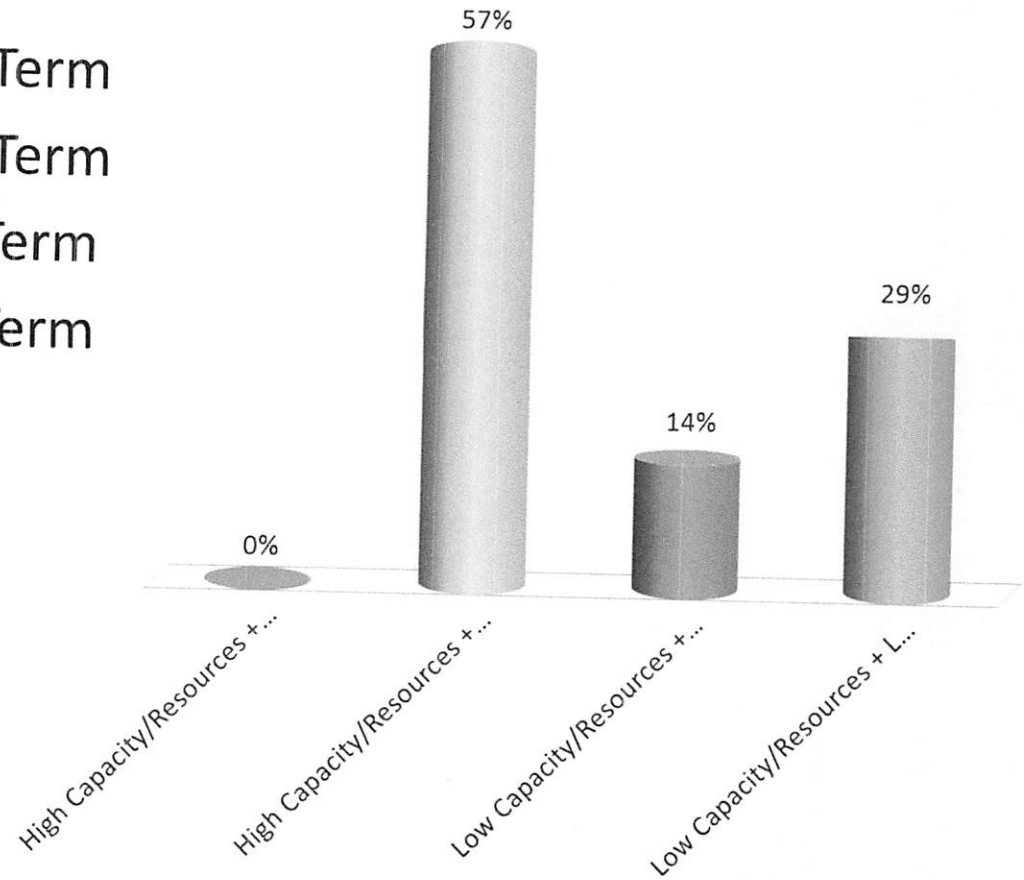
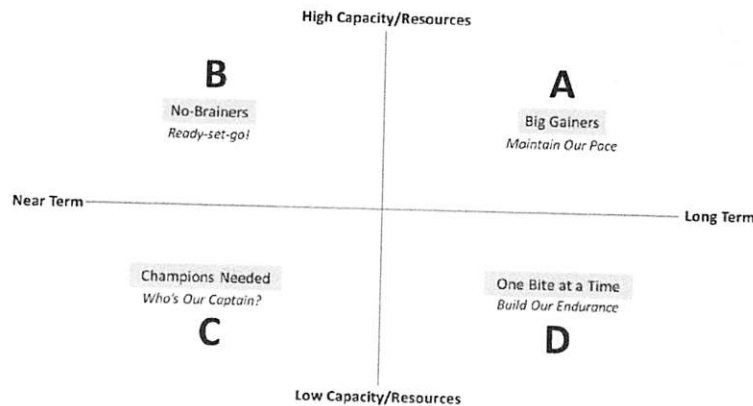
In what quadrant would you locate strategy: ES5?

- A. High Capacity/Resources + Long Term
- B. High Capacity/Resources + Near Term
- C. Low Capacity/Resources + Near Term
- D. Low Capacity/Resources + Long Term



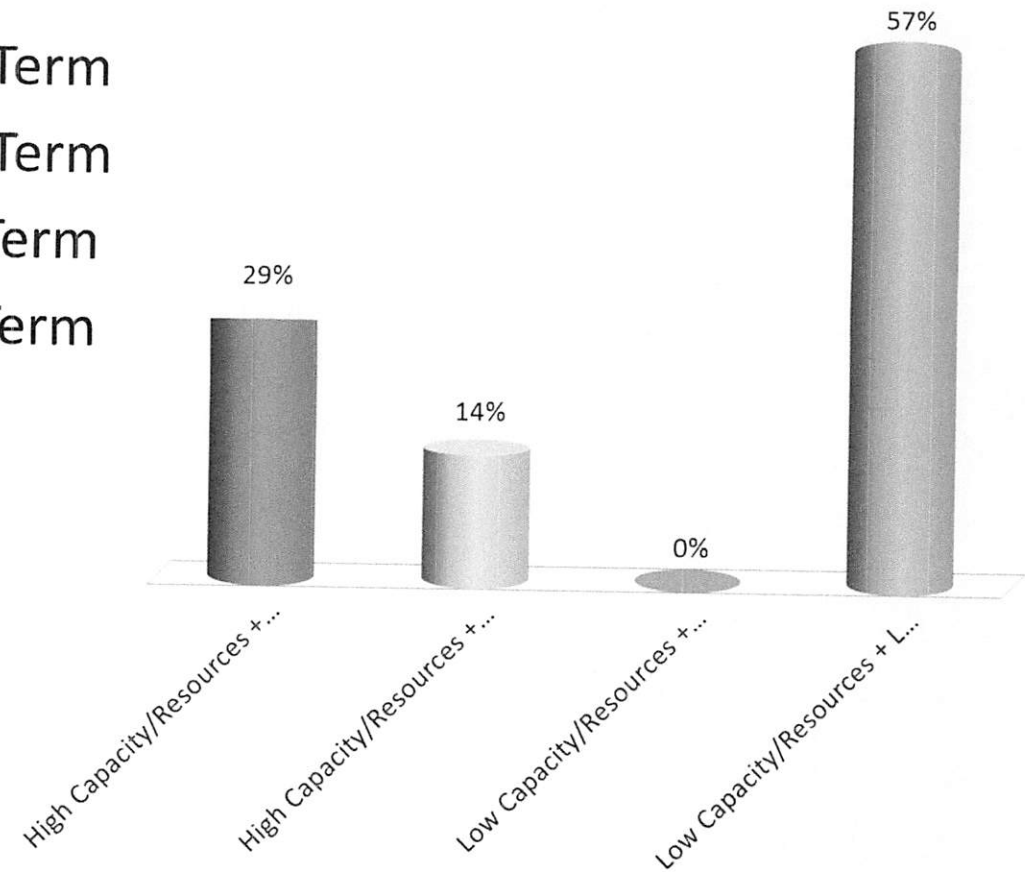
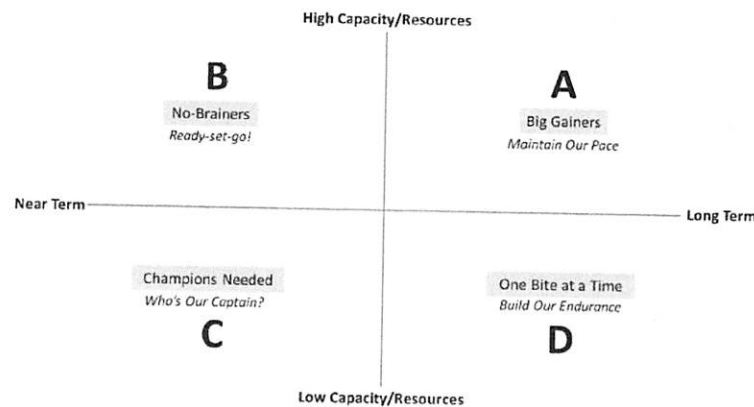
In what quadrant would you locate strategy: ES7?

- A. High Capacity/Resources + Long Term
- B. High Capacity/Resources + Near Term
- C. Low Capacity/Resources + Near Term
- D. Low Capacity/Resources + Long Term



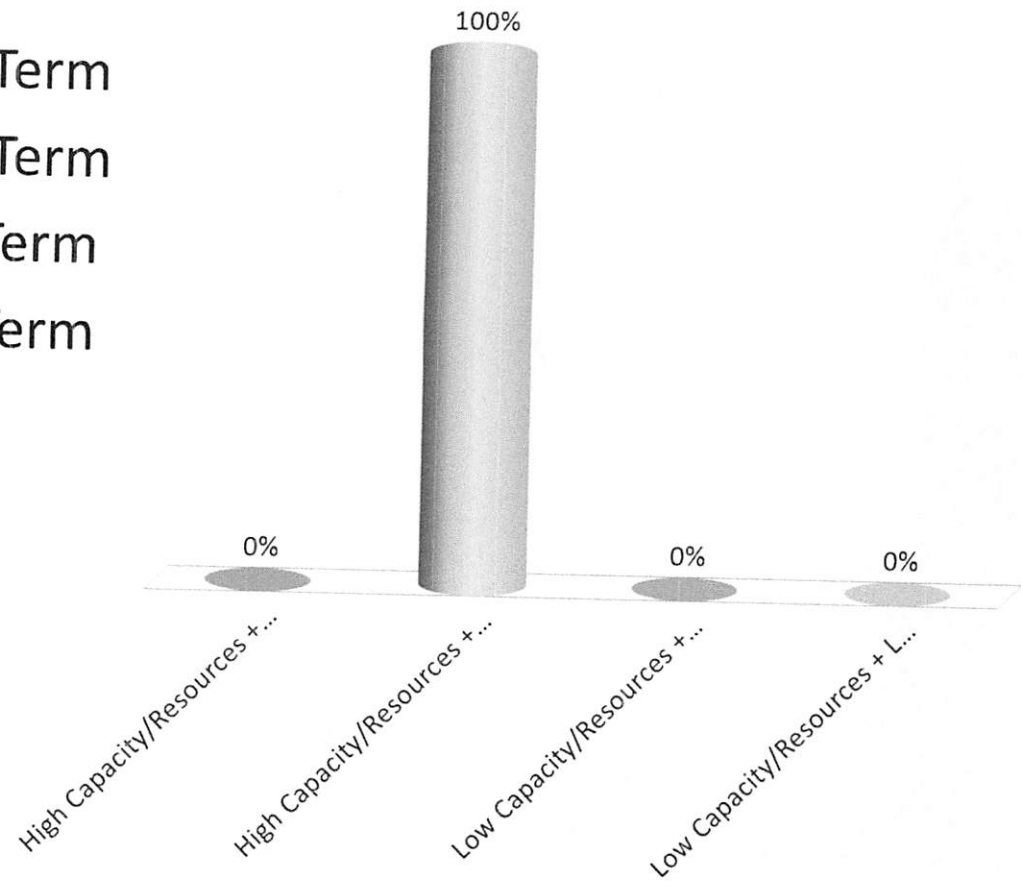
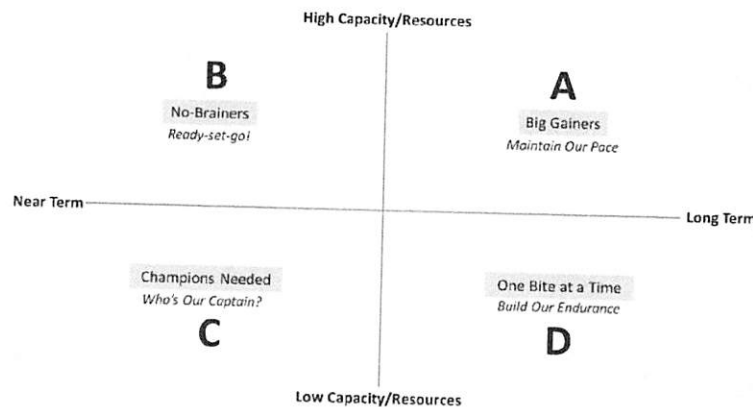
In what quadrant would you locate strategy: BE3?

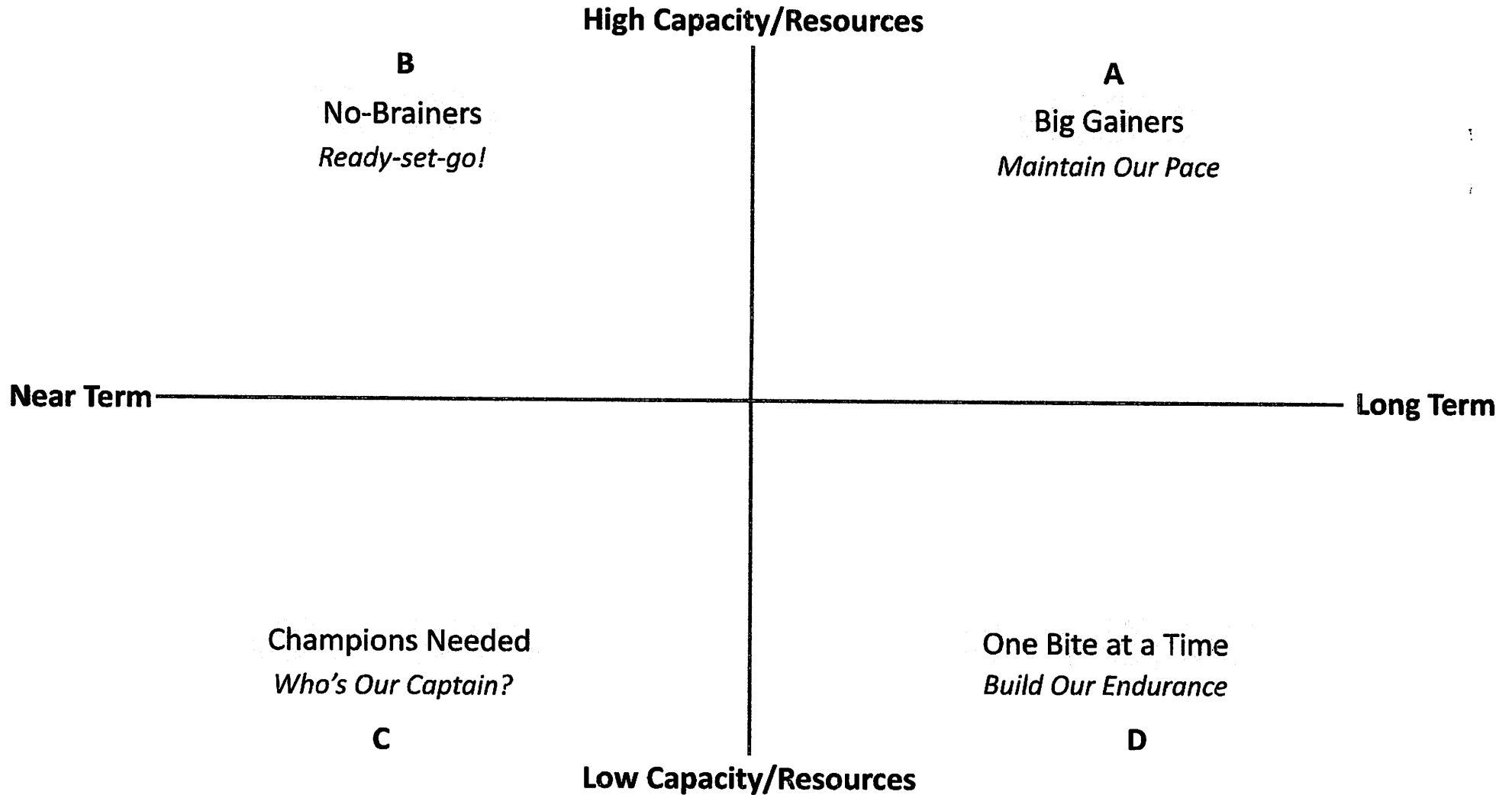
- A. High Capacity/Resources + Long Term
- B. High Capacity/Resources + Near Term
- C. Low Capacity/Resources + Near Term
- D. Low Capacity/Resources + Long Term



In what quadrant would you locate strategy: FS3?

- A. High Capacity/Resources + Long Term
- B. High Capacity/Resources + Near Term
- C. Low Capacity/Resources + Near Term
- D. Low Capacity/Resources + Long Term





High Capacity/Resources

No-Brainers

Ready-set-go!

Big Gainers

Maintain Our Pace

Staff-Led Priorities

Near Term

Long Term

SSFC-Led Priorities

Champions Needed

Who's Our Captain?

One Bite at a Time

Build Our Endurance

Low Capacity/Resources

Year 1 Planning (2019)

- How to begin?
- How to remain accountable and on track?
- What to do with new ideas?
- How to coordinate with City staff?
- How to coordinate with other groups and organizations?


Next Steps

Plan Adoption Process

- Final edits
- Oct. 10 City Council

Public Engagement

- Communication about the plan
- Engagement in plan strategies
- Involvement in future updates



Website

- Purpose
 - Help community learn about ways to engage in the Plan and track progress
- Structure
 - How are we doing? (Performance Trends and Annual Report)
 - What's happening? (Targets, Strategies, and Work Plan)
 - What can I do? (Community Conversations)
- Role
 - Update website and advise on improvements





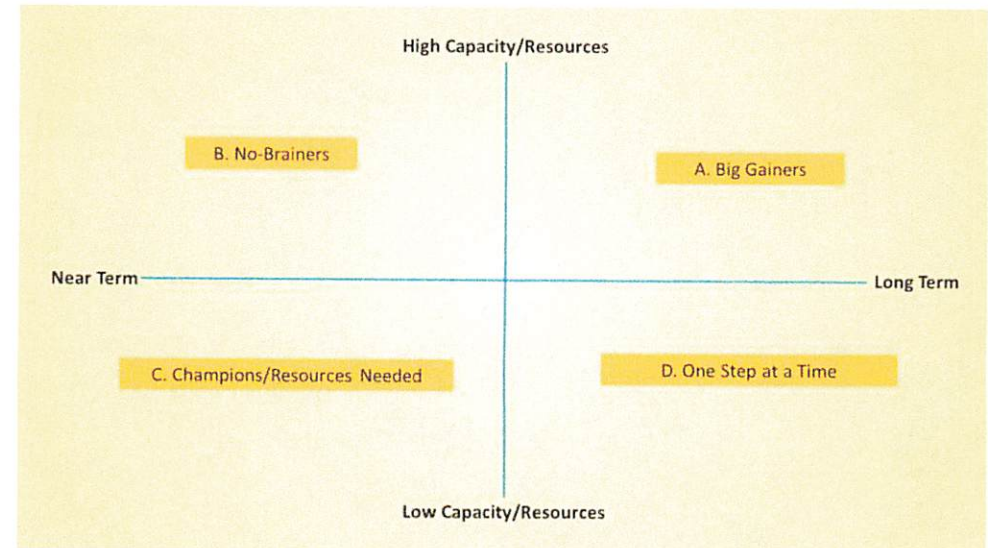
City of Santa Fe Sustainability Plan

Strategy Prioritization Exercise

Instructions: All strategies in the Sustainability Plan are important, but not all of them have the same timeline or level of resources for implementation. This activity will help identify which strategies are ready to implement, and which need more time or attention to make implementation a success.

Based on what you know about each strategy, determine which quadrant is most aligned with the strategy **if it were to be implemented today**. Put the letter of each quadrant (A, B, C, or D) in the table below. Use the following definitions:

- Near term means a strategy can be implemented completely within 1-2 years.
- Long term means a strategy may take a longer time to implement (2+ years).
- High capacity/resources means that dedicated staffing and/or budget is allocated to implement the strategy (from the City or other community partners).
- Low capacity/resources means that staffing and/or budget needs to be allocated to implement the strategy (by City or other community partners).



Strategy Name	TBL+C Score	Quadrant	Notes
BE7: Pilot and incentivize sustainable development practices	6.17		
EN2: Expand community participation in energy efficiency programs*	5.83		
BE6: Update land use plan	5.67		
CD6: Increase availability of affordable and workforce housing	5.67		
FS6: Support regional food economy development*	5.58		
CD1: Continue Verde community project*	5.58		
FS4: Educate about Locally-grown food options and benefits*	5.50		
BE2: Eliminate greenhouse gas emissions from building operations*	5.50		
EN5: Develop electric vehicle (EV) charging infrastructure*	5.42		

Exhibit
"2"

Strategy Name	TBL+C Score	Quadrant	Notes
T6: Invest in multi-modal transportation options*	5.33		
T4: Adopt transit and EV supportive zoning and land use regulations*	5.17		
T5: Increase transit ridership*	5.17		
EN4: Develop coalition of New Mexico cities and counties for energy policy advocacy*	5.17		
EN9: Upgrade street lighting*	5.08		
WA3: Use triple bottom line criteria for utility decision making	5.00		
EN11: Explore energy efficiency utility creation	4.92		
T9: Smart transportation system multi-modal network*	4.83		
ES5: Enhance urban forest stewardship	4.75		
ES7: Adopt conservation best management practices	4.75		
BE3: Eliminate greenhouse gas emissions from City building operations	4.75		
FS3: Increase institutional use of locally grown produce*	4.58		
FS8: Ensure transit service to food outlets	4.58		
FS5: Inform urban and local farmers and ranchers about local programs*	4.58		
ET4: Create City sustainability internship program	4.58		
T7: integrate transit-supporting technology*	4.58		
EN1: Implement energy efficiency and renewable energy systems at City facilities*	4.58		
EN3: Conduct energy efficiency and renewable energy public information campaign*	4.42		
FS2: Increase municipal use of locally grown produce*	4.33		
ES2: Enhance wildfire mitigation, preparedness, and resiliency efforts	4.33		
EN6: Develop residential PACE program	4.33		
ET1: Coordinate sustainability education	4.25		
ET5: Establish City employee sustainability training program	4.25		
T8: Employ transportation coordinator	4.17		
ES1: Coordinate environmental stewardship campaign	4.17		
ES4: Urban ecosystems improvement strategy	4.17		
ES6: Increase carbon sequestration in plants and soil	4.17		
WA5: Expand water conservation program*	4.17		
EN8: Increase access to solar for community residents and businesses*	4.17		
T2: Promote healthy and active transportation modes*	4.00		
WS10: Create resource recovery park	4.00		
WA9: Showcase water Efficiency Retrofits at City Facilities*	4.00		
BE4: Pilot building energy and water performance reporting*	4.00		

Strategy Name	TBL+C Score	Quadrant	Notes
CD11: Create sustainable technology research and development consortium	4.00		
WS1: Conduct waste education and outreach	3.92		
EN7: Implement combined heat and power system	3.92		
EN12: Provide Solar Financial clearinghouse	3.92		
WA11: Develop a Drought Preparedness Plan*	3.75		
WS6: Pass universal recycling ordinance	3.75		
WS9: Grow recycling and reuse economy	3.75		
WA4: Evaluate water pricing structures	3.67		
WA8: Increase on-site water harvesting, recycling, reuse, and ground infiltration*	3.67		
ET3: Collaborate with Santa Fe Community College	3.58		
CD9: Create an entrepreneurship ecosystem model	3.58		
BE5: Reduce water use through the built environment	3.50		
T3: Modernize city vehicle fleet *	3.50		
WS5: Establish residential pay-as-you-throw pricing	3.42		
WS8: Ensure municipal environmentally preferable procurement	3.42		
ES8: Complete ecosystem value assessment	3.33		
HW3: Launch municipal bike share program	3.33		
ET2: Collaborate with ECO School	3.25		
WS2: Implement zero waste strategy	3.17		
WA7: Enhance leak detection	3.17		
T1: Develop municipal employee alternative transit incentive program	3.08		
WA10: Establish a scoop-the-poop campaign	2.92		
EN10: Explore resilient City energy system development	2.92		
WS7: Reduce construction and demolition waste reduction	2.92		
WS4: Encourage extended producer responsibility	2.83		
SE4: Explore climate sanctuary city designation	2.75		
CD7: Catalyze redevelopment of Opportunity Zones	2.67		
SE5: Convene homelessness prevention task force	2.67		
ES3: Expand air quality monitoring and reporting	2.67		
WA1: Optimize management of reclaimed wastewater	2.67		
WS3: Improve recycling for City operations	2.58		
FS7: Establish healthy food zones	2.42		
FS1: Improve Supplemental nutrition assistance program awareness and access	2.33		

Strategy Name	TBL+C Score	Quadrant	Notes
CD8: Repurpose Santa Fe University of Art and Design campus	2.33		
ES9: Remediate Los Alamos National Laboratory waste	2.33		
HW1: Align public health and wellness policy and program alignment	2.25		
SE3: Provide emergency rental assistance	2.25		
BE1: Ensure healthy indoor air quality	2.25		
CD10: Develop telecommunications Strategic Plan	2.08		
WA2: Enhance groundwater modeling and monitoring*	2.08		
WA6: Continue water system education and outreach	2.08		
HW2: Expand outdoor activities and programs	1.83		
HW4: Expand municipal employee health and wellness programs	1.83		
CD2: Develop new economic development strategy	1.75		
SE2: Develop social equity indicators	1.75		
CD5: Expand regional economic development collaboration	1.67		
SE1: Seek diverse representation on City Boards and Committees	1.33		
CD3: Facilitate existing and emerging industry roundtable	1.17		
CD4: Simplify business licensing	0.92		

