City of Santa Fe

# Agenda

CITY CLERK'S OFFICE
DATE 5/18/16 TIME 11:25
SERVED BY Bobbi Huserman
RECEIVED BY

**PUBLIC WORKS/CIP & LAND USE**
**COMMITTEE MEETING**
**COUNCIL CHAMBERS**
**MONDAY, MAY 23, 2016**
**5:00 P.M.**

1. CALL TO ORDER

2. ROLL CALL

3. APPROVAL OF AGENDA

4. APPROVAL OF CONSENT AGENDA

5. APPROVAL OF MINUTES FROM MAY 9, 2016 PUBLIC WORKS COMMITTEE MEETING

**INFORMATION AGENDA**

6. SANTA FE PUBLIC LIBRARIES **(ISAAC PINO)**

**CONSENT AGENDA**

7. REQUEST FOR APPROVAL OF A PROFESSIONAL SERVICES AGREEMENT BETWEEN THE CITY OF SANTA FE AND THE SANTA FE RAILYARD COMMUNITY CORPORATION (SFRCC) TO PURCHASE 80 (EIGHTY) 90-WATT LED LIGHTS FOR THE STREET AND PARKING LOT LIGHT POLES IN THE NORTH AND BACA RAILYARD DISTRICTS IN THE AMOUNT OF $58,855 **(ROBERT SIQUEIROS)**

   **Committee Review:**

| | |
|---|---|
| Finance Committee (Scheduled) | 05/31/16 |
| Council (Scheduled) | 06/08/16 |

8. REQUEST FOR APPROVAL OF BID NUMBER '16/32/B AWARD AND APPROVAL OF A CONSTRUCTION AGREEMENT FOR THE REMOVAL AND REPLACEMENT OF DECORATIVE STREET LIGHTS WITH BIXBY ELECTRIC, INC. IN THE AMOUNT OF $167,773.62 EXCLUSIVE OF NMGRT **(RICK DEVINE)**

   **Committee Review**

| | |
|---|---|
| Finance Committee (Scheduled) | 05/31/16 |
| Council (Scheduled) | 06/08/16 |

**9.** REQUEST FOR APPROVAL OF THE PRIORITIZATION LIST OF SMALL SIDEWALK PROJECTS FUNDED THROUGH THE 2014 CIP BOND IN THE AMOUNT OF $500,000 **(JOHN ROMERO)**

**Committee Review:**

| | |
|---|---|
| Finance Committee (Scheduled) | 05/31/16 |
| Council (Scheduled) | 06/08/16 |

**10.** CIP PROJECT #667 – SOUTHSIDE TRANSIT CENTER – SITE WORK FOR BUS SHELTER INSTALLATION

- REQUEST FOR APPROVAL TO USE IMPACT FEES – CAPITAL IMPROVEMENT PLAN FUNDS IN THE AMOUNT OF $1,144,585.45 TO COMPLETE SITE WORK CONSTRUCTION FOR BUS SHELTER INSTALLATION AT SOUTHSIDE TRANSIT CENTER
- REQUEST FOR APPROVAL OF A RESOLUTION AMENDING TABLE 80 OF THE CITY OF SANTA FE *IMPACT FEE CAPITAL IMPROVEMENTS PLAN 2020* REGARDING PLANNED MAJOR ROAD IMPROVEMENTS AND ADDING "SOUTHSIDE TRANSIT CENTER LOOP" AS AN ELIGIBLE PROJECT TO RECEIVE "ROAD" IMPACT FEES **(COUNCILORS RIVERA, VILLARREAL AND DOMINGUEZ) (LEANN VALDEZ)**
- REQUEST FOR APPROVAL OF A BUDGET ADJUSTMENT REQUEST IN THE AMOUNT OF $1,144,585.45 FROM IMPACT FEE FUND – ROADS TO TRANSIT BUS FUND **(LEANN VALDEZ)**

**Committee Review:**

| | |
|---|---|
| Transit Advisory Board (Scheduled) | 05/24/16 |
| Finance Committee (Scheduled) | 05/31/16 |
| Council (Scheduled) | 06/08/16 |

**11.** REQUEST FOR APPROVAL OF A RESOLUTION IN SUPPORT OF "EL GRITO", AN ANNUAL CELEBRATION OF MEXICAN INDEPENDENCE DAY ON SEPTEMBER 18, 2016; AND WAIVING ALL ASSOCIATED FEES **(MAYOR GONZALES, COUNCILORS IVES AND RIVERA) (XOCHITL CAMPOS BIGGS)**

**Committee Review:**

| | |
|---|---|
| Public Safety Committee (Scheduled) | 05/17/16 |
| Parks and Recreation Advisory Committee (Scheduled) | 05/17/16 |
| Finance Committee (Scheduled) | 05/31/16 |
| Council (Scheduled) | 06/08/16 |

**12.** REQUEST FOR APPROVAL OF A RESOLUTION ESTABLISHING THE VERDE FUND TO REDUCE SYSTEMIC POVERTY, ACHIEVE CARBON NEUTRALITY, AND EMPOWER SANTA FE'S WORKFORCE; AUTHORIZING THE ONE-TIME APPROPRIATION OF $300,000 OF UNBUDGETED EXCESS LAND USE PERMIT FEES ~~[5% OF THE GRT EFFECTIVE JANUARY 1, 2017]~~; DIRECTING THE CITY MANAGER TO PRESENT A PLAN TO THE GOVERNING BODY ON STEPS TO IMPLEMENT THE VERDE FUND ~~[WITHIN 90 DAYS]~~; AND ALLOWING FOR A PUBLIC HEARING TO MAKE DESIRED CHANGES TO THE PLAN AND APPROVE AS MODIFIED **(MAYOR GONZALES) (ALEXANDRA LADD/ZACKARY QUINTERO)**

**Committee Review:**

| | |
|---|---|
| Finance Committee (Approved) | 05/02/16 |
| Sustainable Santa Fe Commission (Scheduled) | 05/18/16 |
| Children and Youth Commission (Scheduled) | 05/24/16 |
| Council (Scheduled) | 05/25/16 |

## DISCUSSION AGENDA

**13.** REQUEST FOR APPROVAL OF FISCAL YEAR 2016/2017 CAPITAL BUDGET AND THE 5 YEAR CAPITAL IMPROVEMENT PLAN (CIP) FOR FISCAL YEARS 2016/2017 THROUGH 2020/2021 **(ADAM JOHNSON)**

**Committee Review:**

| | |
|---|---|
| Finance Committee (No Action) | 05/16/16 |
| Council (Scheduled) | 05/25/16 |

**14.** MATTERS FROM STAFF

**15.** MATTERS FROM THE COMMITTEE

**16.** MATTERS FROM THE CHAIR

**17.** NEXT MEETING: **MONDAY, JUNE 6, 2016**

**18.** ADJOURN

Persons with disabilities in need of accommodations, contact the City Clerk's office at 955-6520 five (5) working days prior to meeting date

**SUMMARY INDEX FOR**
**PUBLIC WORKS/CIP & LAND USE COMMITTEE**
May 23, 2016


| ITEM | ACTION | PAGE |
|---|---|---|
| 1. Call to Order | Convened at 5:00 p.m. | 1 |
| 2. Roll Call | Quorum Present | 1 |
| 3. Approval of Agenda | Approved as presented | 1 |
| 4. Approval of Consent Agenda | Approved as amended | 2 |
| 5. Approval of Minutes - May 9, 2016 | Approved as presented | 2 |
| INFORMATIONAL AGENDA | | |
| 6. Santa Fe Libraries | Report by Pat Hodapp | 2-4 |
| CONSENT AGENDA LISTING | Listed | 4-5 |
| CONSENT AGENDA DISCUSSION | | |
| 8. Street Light Replacements | Approved | 5 |
| 10. Southside Transit Center Bus Shelters | Approved | 5-7 |
| 12. Verde Fund Appropriation | Not Approved | 7-13 |
| DISCUSSION AGENDA | | |
| 14. CIP Budget & Five-Year Plan | Approved as amended | 13-19 |
| 15. Matters from Staff | None | 19 |
| 16. Matters from the Committee | None | 19 |
| 17. Matters from the Chair | None | 19 |
| 18. Next Meeting: | June 6, 2016 | 19 |
| 19. Adjournment | Adjourned at 8:35 p.m. | 20 |

**MINUTES OF THE**
**CITY OF SANTA FÉ**
**PUBLIC WORKS/CIP & LAND USE COMMITTEE**
**Monday, May 23, 2016**

## 1. CALL TO ORDER

A regular meeting of the Public Works/CIP & Land Use Committee was called to order on the above date by Councilor Peter N. Ives, Chair at approximately 5:06 p.m. in City Council Chambers, City Hall, 200 Lincoln Avenue, Santa Fé, New Mexico.

## 2. ROLL CALL

Roll Call indicated the presence of a quorum as follows:

**MEMBERS PRESENT:**
Councilor Peter N. Ives, Chair
Councilor Joseph M. Maestas
Councilor Christopher M. Rivera
Councilor Ronald S. Trujillo
Councilor Renee D. Villarreal

**MEMBERS ABSENT:**
None

**OTHERS COUNCILORS PRESENT:**
Councilor Michael Harris
Councilor Carmichael Dominguez
Councilor Signe Lindell
Mayor Javier Gonzales

**STAFF PRESENT:**
Isaac Pino, Public Works Director
Bobbi Huseman, Public Works Staff

**OTHERS PRESENT:**
Carl Boaz, Stenographer

## 3. APPROVAL OF AGENDA

**Councilor Trujillo moved to approve the agenda as published. Councilor Rivera seconded the motion and it passed by unanimous voice vote.**

## 4. APPROVAL OF CONSENT AGENDA

Councilor Maestas requested discussion on items 10 and 12

Councilor Villarreal requested discussion on item 8.

**Councilor Rivera moved to approve the consent agenda as amended. Councilor Maestas seconded the motion and it passed by unanimous voice vote.**

## 5. APPROVAL OF MINUTES FROM MAY 9, 2016 PUBLIC WORKS COMMITTEE MEETING

**Councilor Maestas moved to approve the minutes of the May 9, 2016 Public Works Committee meeting as presented. Councilor Rivera seconded the motion and it passed by unanimous voice vote.**

## INFORMATION AGENDA

## 6. SANTA FE PUBLIC LIBRARIES (ISAAC PINO)

Ms. Pat Hodapp provided a binder for the Committee. [A copy of its contents is attached to these minutes as Exhibit 1].

Ms. Hodapp pointed out the seven sections within the handout. The first is a map of locations and shows schools that are near the libraries. Section 2 provides the annual statistics and the new statistics up to mid-July. She shared some of the statistics in these sections. Statistics included number of visitors to each branch, items circulated by branch, number of programs presented by staff, number of community meetings held at the libraries and number of people attending the meetings. In Section 3, they determined age ranges of card holders by reviewing their applications.

The next three sections present libraries by the numbers. She commented that many tourists use the main library. La Farge is a work horse and Southside has over 7 schools within walking distance and that doesn't count preschoolers.

Section 6 presents the children's statistics. One-third of all checkouts are children's books. Teen books are marked but most teens use adult selections. The next section provides data of our libraries compared

with those in other communities of our country. That shows that the Santa Fe library is not overstaffed nor short of books.

In the last two years, circulation at the Main branch has gone up 12% and Southside and Lafarge are down 9%. One reason at LaFarge is that it lacks WiFi. The factor at Southside is the limitation of hours open. With the opening at 10:30, it limits children's participation and has had an immediate impact.

Chair Ives noted impressive donations of time by volunteers.

Ms. Hodapp agreed - over 3,000 volunteer hours. The most volunteers are at La Farge, Southside is second and Main is third. They also do book sales and have over 9,000 hours of time. Use of volunteers is limited to task that re not part of a union job. They can shelve books or work with children.

All information in the libraries' computer database is confidential by state law.

Councilor Villarreal asked about other funding sources such as grants or County contributions.

Ms. Hodapp said the bulk of funding is from GRT. The total is just under $4 million.

Twenty percent of cardholders are County residents outside the City. The MOU has a County contribution of $20 - 25,000 per year. Anyone who lives, works or studies in Santa Fé County can get a library card.

GO Bond support has been cut in half in two years and now can only spend it for materials. State aid is $4,000 and can be used for staff education, computers, etc. Friends of the Library also provides funds for computers. They receive $21,000 from the Brindle Foundation each year since the Southside branch opened. The Santa Fe Community Foundation gives about $10,000 for summer reading every few years. There is also some STEM money from Los Alamos.

Councilor Maestas said when Finance was doing the budget hearings, the future of La Farge was uncertain. Now the City has renewed the lease. So in the short-term, it has money for capital improvements. He asked if there are other needs at La Farge that Public Works should have more information about for the future.

Ms. Hodapp said the building been a hindrance to us. Much more needs to be done. David Pfeiffer brought up what was needed to Councilor Harris.

Councilor Harris said he looked at the Ameresco report and thought it was inadequate. The needs there are not in the CIP. $524,000 is needed. A LAN at La Farge will cost $75,000, ADA compliance for bathrooms will cost $210,000; the walls at $46,000, the windows at $118,000, water supply is $65,000 and some on floor finishes are also needed.

Ms. Hodapp said in the study in 2009 of Tino Griego and La Farge, the estimate was over $2 million and identified many problems including water. There are also problems with HVAC. This is a real

challenge. Part of it is due to the small size. We keep the phone in a drawer to keep data confidential.

Councilor Maestas was thankful to know the priorities there. He hoped, in considering improvements there, that we can distinguish between ongoing maintenance and new enhancements. At some point, he would like a longer term plan. He was glad they extended the lease four more years.

He could understand the need for some efficiencies in the library system but not sure the City can do them in a few weeks. He would rather not rush that issue and see that we restore those library cuts. There are programs here that are expansions and not sure we can justify expansions at the expense of cutting library services. It needs to be well thought out. 2009 was fairly recent. Maybe we can revisit that study to see what efficiencies are appropriate. His colleagues on the Finance Committee did not turn a deaf ear to the need. But we need to make sure we are doing the right tradeoffs.

Councilor Rivera noticed higher attendance for children's programs at Southside branch although more children's programs are offered at Main.

Ms. Hodapp explained that the Southside branch has larger meeting rooms than the others. Many times we would have three times as many kids such as the summer reading. We sometimes double the program times. Staff try to hold the same number of programs at all three branches.

**CONSENT AGENDA LISTING**

**7. REQUEST FOR APPROVAL OF A PROFESSIONAL SERVICE AGREEMENT BETWEEN THE CITY OF SANTA FE AND THE SANTA FE RAILYARD COMMUNITY CORPORATION (SFRCC) TO PURCHASE 80 (EIGHTY) 90-WATT LED LIGHTS FOR THE STREET AND PARKING LOT LIGHT POLES IN THE NORTH AND BACA RAILYARD DISTRICTS IN THE AMOUNT OF $58,855 (ROBERT SIQUEIROS)**

**Community Review:**

| | |
|---|---|
| Finance Committee (Scheduled) | 05/31/16 |
| Council (Scheduled) | 06/08/16 |

**9. REQUEST FOR APPROVAL OF THE PRIORITIZATION LIST OF SMALL SIDEWALK PROJECTS FUNDED THROUGH THE 2014 CIP BOND IN THE AMOUNT OF $500,000 (JOHN ROMERO)**

**Committee Review:**

| | |
|---|---|
| Finance Committee (Scheduled) | 05/31/16 |
| Council (Scheduled) | 06/08/16 |

**11. REQUEST FOR APPROVAL OF A RESOLUTION IN SUPPORT OF "EL GRITO", AN ANNUAL CELEBRATION OF MEXICAN INDEPENDENCE DAY ON SEPTEMBER 18, 2016; AND WAIVING ALL ASSOCIATED FEES (MAYOR GONZALES, COUNCILORS IVES AND RIVERA) (XOCHITL**

**CAMPOS BIGGS)**

**Committee Review:**

| | |
|---|---|
| Public Safety Committee (Scheduled) | 05/17/16 |
| Parks and Recreation Advisory Committee (Scheduled) | 05/17/16 |
| Finance Committee (Scheduled) | 05/31/16 |
| Council (Scheduled) | 06/08/16 |

**CONSENT AGENDA DISCUSSION**

**8. REQUEST FOR APPROVAL OF BID NUMBER '16/32/B AWARD AND APPROVAL OF A CONSTRUCTION AGREEMENT FOR THE REMOVAL AND REPLACEMENT OF DECORATIVE STREET LIGHTS WITH BIXBY ELECTRIC, INC. IN THE AMOUNT OF $167,773.62 EXCLUSIVE OF NMGRT (RICK DEVINE)**

**Committee Review:**

| | |
|---|---|
| Finance Committee (Scheduled) | 05/31/16 |
| Council (Scheduled) | 06/08/16 |

Councilor Villarreal asked what the description of the memo, "replacing decorative light poles as deficient" meant.

Mr. John Romero said last summer, a large windstorm blew over several poles so Staff examined them. The ones we felt were in imminent danger were cut off and now they are replacing them. Others that are in danger will also be replaced. They have bases that are rusted out.

Councilor Villarreal asked how they are different in style.

Mr. Romero said the regular street lights are on aluminum poles. The old ones were on green poles from PNM. The HDRB approved a specific light style as the only replacement street light in the historic districts. They are in the Railyard and on Guadalupe Street and are approved by the HDRB.

**Councilor Villarreal moved to approve the request. Councilor Rivera seconded the motion and it passed by unanimous voice vote.**

**10. CIP PROJECT #667 – SOUTHSIDE TRANSIT CENTER – SITE WORK FOR BUS SHELTER INSTALLATION**

- **REQUEST FOR APPROVAL TO USE IMPACT FEES – CAPITAL IMPROVEMENT PLAN FUNDS IN THE AMOUNT OF $1,144,585.45 TO COMPLETE SITE WORK CONSTRUCTION FOR BUS SHELTER INSTALLATION AT SOUTHSIDE TRANSIT CENTER**
- **REQUEST FOR APPROVAL OF A RESOLUTION AMENDING TABLE 80 OF THE CITY OF SANTA FE *IMPACT FEE CAPITAL IMPROVEMENTS PLAN 2020* REGARDING PLANNED MAJOR ROAD IMPROVEMENTS AND ADDING "SOUTHSIDE TRANSIT CENTER LOOP" AS**

**AN ELIGIBLE PROJECT TO RECEIVE "ROAD" IMPACT FEES (COUNCILORS RIVERA, VILLARREAL AND DOMINGUEZ) (LEANN VALDEZ)**

- **REQUEST FOR APPROVAL OF A BUDGET ADJUSTMENT REQUEST IN THE AMOUNT OF $1,144,585.45 FROM IMPACT FEE FUND – ROADS TO TRANSIT BUS FUND (LEANN VALDEZ)**

**Committee Review:**

| | |
|---|---|
| Transit Advisory Board (Scheduled) | 05/24/16 |
| Finance Committee (Scheduled) | 05/31/16 |
| Council (Scheduled) | 06/08/16 |

Councilor Maestas asked how it is decided when new roads are placed on this list. He asked what criteria are used to amend this list.

Mr. Pino explained that this one is adding the Southside Transit loop because of the new transit center being established but he did not know how that decision was reached.

Mr. Romero said the impact fees are assessed to developments and the roadway part is to make significant improvements to collectors and arterials. With Zia train station, it was decided at that time that transit centers have an effect on mass transit and that was how it was determined to be eligible.

Councilor Maestas said when he added up all the CIP street projects it didn't add up to the total amount. He asked if existing streets are not eligible.

Mr. Romero said the impact fee fund is specifically to improve transportation capacity. Some of them are adding lanes. It is not just wholesale reconstruction that just puts back what is already there. There might be some money in the fund that is not from impact fees.

Councilor Maestas said when he asked why we don't have more streets in the CIP, he was told no requests were made. $270 million is a lot of needed improvements. He asked if they could be put even in the unfunded part of CIP. Some are not that huge - many are under half a million like at intersections - So he asked what criteria are used to get them on the list. Instead of a formal CIP request- maybe we need to commission a study for street improvements. We are working with in-house estimates right now.

Mr. Romero said the primary way we populate it is on the MPO MTP. The impact fee is for developers to build up the infrastructure. It mainly improves capacity. He helped generate the list and agreed to check to make sure they are all on there. The MTP is a good tool.

Councilor Maestas asked if the MPO or the advisory committee prioritizes them.

Mr. Romero said these are not prioritized. It is just an alphabetical list.

Councilor Maestas asked how the decisions to fund them will be made.

Mr. Romero suggested the plan could be amended to prioritize them.

Councilor Maestas questioned adding a new roadway when the needs of existing streets are so great. We have some that cannot even accommodate pedestrians safely. Some criteria are needed for ranking them. He understood the rationale for this one with the new transit facility. But it creates more questions about the process. We should talk about how to improve the process. Once they are on the list, we need to prioritize them with the best decisions possible.

Councilor Villarreal said this project needs to move forward but it would help to explain impact fees. She thought that was just for new development.

**Councilor Maestas moved for approval of all three requests. Councilor Villarreal seconded the motion and it passed by unanimous voice vote.**

**12. REQUEST FOR APPROVAL OF A RESOLUTION ESTABLISHING THE VERDE FUND TO REDUCE SYSTEMIC POVERTY, ACHIEVE CARBON NEUTRALITY, AND EMPOWER SANTA FE'S WORKFORCE; AUTHORIZING THE ONE-TIME APPROPRIATION OF $300,000 OF UNBUDGETED EXCESS LAND USE PERMIT FEES [~~5% OF THE GRT EFFECTIVE JANUARY 1, 2017~~]; DIRECTING THE CITY MANAGER TO PRESENT A PLAN TO THE GOVERNING BODY ON STEPS TO IMPLEMENT THE VERDE FUND [~~WITHIN 90 DAYS~~]; AND ALLOWING FOR A PUBLIC HEARING TO MAKE DESIRED CHANGES TO THE PLAN AND APPROVE AS MODIFIED (MAYOR GONZALES) (ALEXANDRA LADD/ZACKARY QUINTERO)**

**Committee Review:**

| | |
|---|---|
| Finance Committee (Approved) | 05/02/16 |
| Sustainable Santa Fe Commission (Scheduled) | 05/18/16 |
| Children and Youth Commission (Scheduled) | 05/24/16 |
| Council (Scheduled) | 05/25/16 |

Councilor Maestas had an amendment to propose and made a few statements first. [A copy of his amendment is attached to these minutes as Exhibit 2.] He commented that it is a good effort and has a lot of merit. The only issue is the proposed funding. Many in the community wonder about earmarking $300,000 but cutting current work. It doesn't look good that the City is expanding here and obviously, it will be a recurring expenditure. That carries a lot of risk with it. His intent is to seek for an alternate recurring revenue source and not violate the management principles. Some of the new revenues - land use fees are new revenues.

In the operating budget at the front are all the principles. And item J - #5 says taxes and fees shall bear a reasonable resemblance to the use in expense. But this one (Verde Fund), we are using land use fees to pay for a misaligned expenditure. The minute the ink dries on this budget, we face more budget challenges. The City Manager should not have to find a recurring revenue source to use. He has bigger fish to fry. So this amendment seeks to have this action fit with our financial management policies. Our finance staff has adhered to them very well except for here with the Verde Fund $300,000.

He referred to his handout which proposes to use a revenue source that has very good alignment with

the Verde Fund. It is the Human Services Fund - the funding was directed by resolution and usually they use the ordinance procedure. 1992-88 is the resolution. We need to correct that. It is an ordinance to clarify that. He hoped we can use a fraction of the Human Service Fund to pay for the Verde Fund. It is a recurring funding source. 25% of it would be about $215,000. So it is obviously a decrease from the request but that can be changed. By finding the alternate source, we can keep enough to restore the library cuts, estimated at $128,000 with almost $100,000 left.

If we agree on that principle, it would set the stage - it has other implications than the Verde Fund. He asked the Committee to not make exceptions to the financial principles but honor them with alignment and identify a properly recurring funding source and restore the library cuts.

Councilor Trujillo didn't understand this and asked what the plan is. He has gotten calls from constituents on what this is all about and could not answer them. They want to know how climate change is affecting Santa Fe. He would not support appropriating $300,000 without a plan. He would like to be able to tell the constituents what good this will do. "Let's make sure our house is in order. I don't want to go through this again next year. I'm tired of the bickering. I don't ever want to see a $15 million deficit again."

Mayor Gonzales said we don't have to believe in climate change to know we have poverty here. 25% of our citizens will go to sleep hungry tonight. He related how he accompanied the Red Cross to hand out smoke detectors on the south side. Lots of studies done on the impact of those on fixed incomes and not weatherized homes. Light bulbs go out. We need to help with energy retrofits and that gives them more money in their pocket and save energy. Drought cycles are longer than ever before and could mean more fires.

We have to make investments in our future. And we signed the 2040 plan for zero emissions. We need to bring more fresh food into the south side. Think about a community greenhouse there. That is what the Verde Fund is about - better nutrition for people in poverty. Nothing is being handed over with this. There are two points of control. Not a cent will be spent until the City Manager and the rest of us can define much better what the programs will look like. $300,000, on its own, won't do much. But partnering with the private sector will help bring in more money. There is lots of solar on the east side but not much on the west side. Having a good process for approval is fine. The money for Verde Fund is one-time money for one-time expenses.

We need a sustainable source of funding in the long term. But that is not impact fees. They are classified by administration as one-time fees. And we don't know from one year to the next what revenue of impact fees will be. But when it comes to poverty, we cannot wait until our house is in order to do something. The Verde Fund is supported by 24,000 people and organizations. It is to attract national and regional funding to leverage.

He related about the families he met while giving smoke detectors. This is at least a small way to address the problem. He thanked Councilor Maestas for the amendment to look at sources of funding, including storm water fees, and others. With a sustainable recurrent source of funds, we could make sure the priorities are aligned. Human Services is not one we have prioritized. Council can help set those priorities.

We need to reset priorities to make sure the money is having an effect. "I want this City to declare we are going to do everything we can to fight poverty and I want poverty families to be the first beneficiaries. Approving this policy is where to start."

Councilor Trujillo said he did not dispute that there is poverty. He asked if the funds are already spoken for.

Mayor Gonzales said no. Redirecting those funds into the Verde Fund instead of the allocations to those agencies does not release any money at all. And having funding attached to it is key. The controls are with the Governing Body and there would be no release of funds without weighing in and determining how to measure success; and it is right to not spend anything until those requests and proposals come forward.

Councilor Trujillo said that is what he wanted to hear. Right now we are still developing a plan.

Councilor Rivera asked Mr. Snyder how the excess land use fees came about.

Mr. Snyder said they projected revenue, based on the permits in the process now and in pipeline for upcoming years. That is about $2.9 million for the coming fiscal year. Based on the trends, and working with Mr. Rodriguez, they set the base line of about $1.5 million annually. Some of the money was used for overtime - about $25,000. And at the Finance Committee meeting, they focused on that instead of peeling off GRT with increases in land use fees.

Councilor Rivera pointed out that what will affect this in a negative way is if the City does not see what we are anticipating.

Mr. Snyder said many of these are already in the pipeline and for 2-3 years out, are sustainable.

Mayor Gonzales added that if there is a slowdown in revenue, this fund would not get funding.

Councilor Rivera asked if the police were asked to reduce their overtime.

Mr. Snyder said there was a miscalculation and it was $200,000 short. That's where we got it from. The Police will have the same amount of over time.

Councilor Rivera asked what types of cuts we are looking at in services and personnel.

Mr. Snyder said the premise is to use the attrition rate to make up $4 million. That is a dialogue with the Governing Body and this will scale back through attrition to meet the needs of the community. We can meet the $4.9 million needed to make it up and that is the recommendation going forward.

Councilor Rivera asked if it calls for no temp employees.

Mr. Snyder agreed for the E-90 employees who exceeded 90 days. There are about 64 such employees. So those will be transitioned out of E-90 status after 90 days. There are options around the city

to get at the attrition rate.

Councilor Rivera said he also read that insurance premiums are going up.

Mr. Snyder agreed. A 2% increase is required in the health fund.

Councilor Rivera wondered if it could have helped with the budget to keep some of those temporary employees or closing for a time to help it or using some of those land use fees.

Mr. Snyder agreed. And about $1.5 million will be recurring as estimated.

Councilor Rivera asked who is going to decide how the money will be spent.

Mayor Gonzales said right now, the Finance Committee would have oversight of the fund itself in accordance with the programs approved by Finance Committee previously.

Councilor Rivera recalled at the hearing session at SFAUD, there was big stress on management so he asked what staff will manage the funds. He didn't see that as part of this resolution.

Mayor Gonzales said he will work closely with John Alejandro, Chris Sanchez, and Alexandra Ladd to come to Finance Committee with that proposal on how they would be spent. The point would be to be open on management. They could have a collaborative relationship with the Santa Fé Community Foundation or the McCune Foundation or others that do social impact investing. Particularly on Social Equity they should be open to partner on it. It will be a team effort as it has been thus far. But anything has to come to Finance Committee.

Councilor Rivera asked if those partnerships should be in place before moving forward.

Councilor Rivera asked Chris Sanchez if he went through a lengthy process to determine where that money was previously going.

Mr. Sanchez agreed. They issued an RFP and conducted interviews after applicants submitted their proposals.

Councilor Rivera asked how they would move the grants forward with a 25% cut. It looks like it would be a $200,000 cut and that would be a big hit.

Mr. Sanchez agreed. The money is already allocated to work with those in poverty - about $500,000 or the $900,000. So that 25% would have a huge impact on them.

Councilor Rivera thought this is a great idea. It will help the impoverished but he was not sure this is the right time to do it. Sixty-four employees will be out of work and not having a job affects their poverty status. Even keeping them through the summer would help. Some of those employees rely on this is their primary income. So he supports the program but would like to see more of how it will work.

Mayor Gonzales shared his concern with the employees. If we follow the principles Councilor Maestas advocates, and we should - do we fund poverty programs or keep the libraries open or keep our employees. We have an opportunity to hold them if we enhance our tax revenues. It is hard and stressful on a family to tell them we can keep you through the summer but that is it. This is one-time monies that, if nothing is found in recurring investments that the Council or Public Works has not supported, it won't exist.

In response to Councilor Trujillo, he said being fiscally responsible is key and didn't think this violates that principle. We will have the opportunity on Wednesday night to make sure the priorities are set. But he would hate to have the Verde Fund in the same classification. They are two different sources of funds.

Councilor Maestas read the language of the Human Services Fund priorities to the Committee. And there is overlap with priorities of the Verde Fund.

Councilor Villarreal pointed out that the Children and Youth and Community Development grants and come from the Human Services Fund come out every year and address poverty reduction, affordable housing, climate change, etc. So she wouldn't want the 25% cut right now since the allocation already occurred. She knew how hard it is for people to plan on a budgeted amount for this year and then have it cut. We also need to determine how the money we have given out has already helped.

Some of them are feel good grants and we need to be more strategic about them. They would fit nicely into the Verde Fund. So she proposed that the Verde Fund take into consideration how to utilize these grants more strategically to see how they would fit with the criteria of the Verde Fund. Would you be willing to look at language that directs staff to make connections in poverty reduction, sustainability, climate change measures. Without that, there is more disconnect. She would charge staff to look at that specifically. These three areas of grant -making already address what the Verde Fund does.

Mayor Gonzales agreed. And the Verde Fund is to pull those three together. That is the most likely recommendation to the Governing Body for sustainable funding - that each of those mechanisms can address those issues.

Councilor Villarreal didn't feel great about it because there were other needs at Land Use. For now, we can use this. But the only way we can get federal grants is bringing our own money to the table. There is always a required match. This may not be the only source. We do need leveraged funds to make it happen.

Councilor Villarreal said she had amendments, as well. [Attached as Exhibit 3].

Chair Ives remarked that he concurred with Councilor Villarreal on attracting grant funding and other funding sources. Few are willing to commit funding without our own financial commitment to it. These funds would be set aside with the understanding that none are used until a plan is developed and not until the money is in hand. There are many checks and balances on this fund.

He also was not ready to redo what the City recently did for the Human Services grants. Those organizations are deeply reliant on such funding but he also agreed with Councilor Lindell on the need to

get maximum impact on them. Given the rate increase from PNM and others, energy savings is all the more critical.

Councilor Dominguez reminded the Public Works Committee that part of the theme in this year's budget is reform. We have not been able to afford temporary employees for some time and still can't. We don't want to present false hopes. As we discussed for the Verde Fund, it was clear that it was not supposed to have an impact on this year's budget. The Finance Committee made this decision and are proposing it to Council on Wednesday. There is a lot of work behind the budget and the theme of reform.

There is a lot of merit to Councilor Maestas's proposed amendment. There needs to be reform in the Children and Youth Commission also. In terms of one-time expense, it is the developers who pay that one-time fee for impact upon our community.

His caution was that we have to be careful about this source of funding. Human Services and Children and Youth funding is GRT heavy. So poor people also pay for those programs. Will we find other sources to address what the Verde Fund is supposed to address. He didn't think we need to have poor people paying for those programs. He liked the proposal in that it is uses recurring revenue; but it is a little late because allocations are already made as recommendations to the Governing Body. But it is part of the larger discussion. We won't solve it over $300,000. It is a larger discussion for the community to have.

So he supported the Verde Fund and the need for discussions beyond theat.

Councilor Lindell said she would support this on Wednesday and was glad all Councilors are here tonight so we don't have to discuss it forever on Wednesday. It is unfortunate with our commitments already made. We have such limited resources and need to get the very best out of them. That is what she liked about the Verde Fund. It gives us a chance to go out for other funds and have skin in the game. This is an opportunity to do something about it with a pretty small price tag. It is a good deal for this community.

Councilor Harris agreed with much of what was said and the notion of using it as seed money. What came out of Finance was a requirement not that City Manager develop something in 90 days. We have a Sustainable Santa Fé Commission that is about to award a $50,000 contract in eight areas that are very much in line with the Verde Fund. This is a good start but only a start. He will also support it on Wednesday.

Councilor Maestas said his amendment is not just a last minute effort but the third attempt to find a funding source. He researched it at length with staff for finding a new funding source. We are still in a prolonged state of austerity and agreed the land use fees are one-time fees. Should this program be philanthropic or should the philanthropic community do it?

He said his amendment is budget neutral - Youth and Families are protected by ordinance; this is not. Part of request of the Human Services Fund is to come up with an evaluation. The recommendations have been made but the approval is yet to be made at Council. It is not a done deal. They are subject to appropriation. If we change the appropriation, we cannot fund them all. This is the most logical alignment for this.

He added that he could not support taking $300,000 at the expense of libraries and other cuts. We have bigger budget issues.

**Chair Ives moved to approve the request as presented in the agenda (which he read without any amendments).**

Councilor Villarreal pointed out that on the agenda, it is as amended. She said she would present her amendment on Wednesday.

Chair Ives apologized that he was reading from the earlier agenda which was the only one available to him. Those amendments were made at Finance.

**Councilor Villarreal seconded the motion and it failed by roll call vote with Councilor Villarreal and Chair Ives voting in favor and Councilor Maestas, Councilor Trujillo and Councilor Rivera voting against.**

No other motion was made and Councilor Maestas said he would pursue his amendment.

## DISCUSSION AGENDA

### 13. REQUEST FOR APPROVAL OF FISCAL YEAR 2016/2017 CAPITAL BUDGET AND THE 5 YEAR CAPITAL IMPROVEMENT PLAN (CIP) FOR FISCAL YEARS 2016/2017 THROUGH 2020/2021 (ADAM JOHNSON)

**Committee Review:**

| | |
|---|---|
| Finance Committee (No Action) | 05/16/16 |
| Council (Scheduled) | 05/25/16 |

Chair Ives said the goal is to approve this Capital Budget and Capital Improvement Plan at this meeting.

Mr. Rodriguez handed out a very large spreadsheet containing the Capital Budget [attached as Exhibit 4]. He explained that this is the second endeavor for a capital budget and he asked for approval of the entire plan which would appropriate for expenditures next year for capital projects. This is the first time Santa Fe has ever done this. This puts on one spreadsheet all that is available to fund those projects.

He then handed out the Resolution for the 5- Year Capital Improvement Plan [attached as Exhibit 5] and the errata sheet [attached as Exhibit 6].

Mr. Rodriguez clarified that this puts all in the pipeline that has been mandated by Staff and departments and to plan accordingly. The other reason is that it allows us to begin to deal with project management. Projects move forward first in design and then we find resources for construction. As you approve the plan you don't appropriate money for it until the year it is planned for. Hopefully, over the years, we will get better and better with it.

There is a lot of detail on it but it is just a budget.

Chair Ives thanked the staff and leadership of the City Manager and Finance Department and the Department Heads to put this report together. This effort obviously goes far beyond the specific fiscal information as explained by Adam Johnson at Finance and to hear just the description. There is clearly much more work to be done and entails a whole new way of doing business - a process driving to make policy decisions across the City that is truly informed.

The Public Works Committee will take up a number of items in ensuing meetings in response to all the work presented here. Mr. Pino is working on spreadsheets for project tracking that will allow a better view of the project's completion and time frames and funding with the anticipated outcomes they will generate.

Our objective is to approve this document tonight. The plan will be subject to change after various meetings with the departments on getting the full breadth across the City. We've gotten that piece by piece from Ameresco with streets, water needs, etc. So this is the beginning of that process.

The last page has CIP totals and he was grateful staff has given the various columns here including prior year and actual encumbrances and then the current requests and the re-appropriation request and amended requests.

Last year, Council approved a $68 million budget and only expended $34 million or 50% out of it. This year's is $65 million, including some re-requests. There is no automatic carry over of funds so this is just the remaining vestiges of that. We will make sure that rather than the $10 million that will be a 5-year project, we will appropriate only the part for one year. So this lays out the significant challenges in coming to terms with how we do capital appropriations.

Councilor Rivera said what he didn't see on this are the unfunded projects and asked if that would be seen in separate document.

Mr. Rodriguez explained that the big spreadsheet is just for this coming year. The five -year document includes all the unfunded needs.

Councilor Rivera asked if this information is consistent with the budget book. He didn't see the 5-year plans.

Mr. Rodriguez said the 5-year plan document was in the Councilor boxes. He agreed this is consistent. There are some big projects that would wash out our budget.

Councilor Rivera asked if the CIP list is still going to include unfunded items.

Mr. Pino clarified that the City uses a format required by DFA for over 50 years so we do it the way we have in the past. So those projects will be included.

Mr. Rodriguez said that in the budget book, the unfunded needs are on page 13.

Councilor Villarreal thanked him for this comprehensive document. It opens it all to scrutiny. There is a section for Ameresco priorities and she asked if these take precedence before all the other CIP requests.

Mr. Rodriguez said no. They tried to fund all the top projects as far as possible and tried to do that with all the departments. And those we couldn't fund this year are pushed to future years.

Councilor Villarreal asked how it ties in to the overall priorities then. There are all these other CIP requests and then repair of city-wide facilities. She asked if that ties back to Ameresco.

Mr. Rodriguez said no. He would encourage that kind of study but Ameresco only dealt with facilities.

Councilor Villarreal referred to the $590,000 for citywide repairs. She asked if these are tied in or separate.

Mr. Johnson said the request for municipal facilities citywide is not part of Ameresco but was given to him by Mr. Pfeiffer. So we included that to the extent we could afford to pay for them. There was a lot of deferred maintenance in their report. They were able to do it up to $121 million to fund a portion of that request.

Councilor Villarreal asked why it was not part of Ameresco.

Mr. Johnson said the Ameresco study was included and the other funding was for things not listed that are not on the Ameresco report. Individual items under $5,000 are not included. Ameresco did not assess that at all

Councilor Villarreal asked if Staff think it is important and Ameresco didn't.

Mr. Pino said it is for things that have broken down.

Councilor Villarreal reasoned that it is short-term improvements we cannot anticipate.

Mr. Pino agreed. Some are things that Staff know will be coming up this year.

Chair Ives asked what this capital budget should reflect. On-call services are brought on for emergency purposes. Should that be in capital?

Mr. Rodriguez clarified that the only items in here are those costing over $5,000 and a 10-year life cycle.

Councilor Lindell referred to page 53 in the booklet under municipal repairs city-wide. $590,688 is a specific number but she didn't know what it refers to.

Mr. Quintana said it was a re-appropriation from the bond sale for facilities city-wide that was appropriated in 2014 and funding for things that break down to take care of emergency repairs costing

$5,000 or more. There are two separate projects for Salvador Perez, one for the facility and the other for improvements around the facility.

Councilor Villarreal wanted to make sure at Salvador Perez that they are addressed in the Master Plan and the contract should reflect what is in the plan.

Mr. Rodriguez said that is what they are trying to get to in the five-year plan. These are two different projects by two different bonds and we cannot put it together.

Councilor Villarreal said it should reference what has already been done.

Councilor Rivera left the meeting at 7:40.

Councilor Villarreal pointed out that there are quite a few one-time capital improvements but some track what is actually going to be needed. She asked how those are budgeted.

Mr. Rodriguez said that at this point, requests for following years are just ongoing projects so the impact on operating budgets are not known yet. With some of the unfunded needs, hopefully over time, they will rise up in the prioritization such that we would see we could only fund part of it. The new fire station will bring ongoing personnel costs of about $1 million in operating costs.

Councilor Villarreal said they said they would do the upgrades for La Farge Library but that doesn't include other things for it. She would like to see what that looks like.

Mr. Rodriguez said the $1.5 million in new land us fee revenue is recurring revenue and they reallocated almost all of that. It has about $130,000 not spoke for and the Committee can direct us what to tap to use that.

Councilor Trujillo had no questions.

Councilor Maestas agreed this is a significant reform. Gone are the days we fund a lot of salaries with CIP. We are reinstating the drainage funds and that is available for projects. The introduction of Ameresco model is exciting and positive. What Ameresco is spitting out is most fundamental of needs for HVAC, plumbing, etc. Those are fundamental needs and hopefully, that process will have an asset management model based on sound criteria. We should continue our investment in that model.

There is also the investment in streets It is $16 million for 2017, compared to $18 million for water. So we are going to start fixing our streets.

His only concern is seeing the 2008 bond projects in here which is beyond the five-year deadline. If we can fast-track those, he would feel better about it. We are coming into the fifth year on the 2012 bond projects also. The auditors recommended three. So those need to be obligated now.

The other is investment in IT and the data center issue. So there is more good than bad in it. Mr. Rodriguez and his staff are to be commended. He suggested for the public that some graphics could be

incorporated to assist them in understanding it.

Mr. Rodriguez said they are definitely working on that.

Councilor Maestas pointed out a few projects he didn't see like a drainage project in a low-lying area on Camino Monte Sol and the gateway projects that Governor Martínez vetoed. We are an international destination and need to redesign the entry points. The original appropriation of $70,000 was not enough. Maybe $100,000 for design should be added.

There are also some gaps in sidewalks and street infrastructure that should be done for safety for children going to school. The trail under 599 did not show the match. Other than that, this is great and significant.

Chair Ives said Public Works will try to take that up to understand the full scope of projects that are unfunded over the course of time. There was an adjustment to be made on page 1 under Water. He thought those numbers were shifted out a year.

Nick Schiavo briefly addressed it.

Councilor Maestas left the meeting at 7:57.

Councilor Dominguez agreed that there is more good than bad. This is a bit more ambitious because it is a 5-year plan. He thought it could be organized a little differently. But it is a worthy effort. He was curious to see what the recommendation will be on Wednesday. The one thing very clear is on considering project management differently and how to evaluate it. There was a prioritization process staff went through and the Council still needs to do that. He asked how long staff took on that.

Mr. Rodriguez said the Staff priorities are the Governing Body's priorities. What we had to do here was to divine from conversations with Council what was important. Public Safety had a higher value. Hopefully next year, that question will be answered by instructions from Council.

Councilor Dominguez agreed that Council should subject itself through a prioritization process for capital to get a clear picture. Operating is different; this is bricks and mortar.

Councilor Lindell noticed on errata sheet #3 - Salvador Perez there was a discrepancy.

Mr. Johnson said there was a little project management going on and why the change request came in. That is for expenditures now.

Councilor Lindell didn't know what this increase of $400,000 is for.

Mr. Johnson said there is a lack of information so he would get back to her about it.

Councilor Lindell went next to #10 on the errata sheet to a little over half million for the Rail Trail. She compared that with $1.5 million for all streets in the City and thought it was disproportionate. That didn't

make sense to her.

Mr. Romero explained that there are two separate issues with trails and streets. The trail work is a re-budgeting of the GO Bond implementation which included maintenance of trails. That was from the 2012 bond and they could not use those funds for repair and maintenance of streets because of the limits on the bond issue.

Mr. Pino added that they have to take care of the trails continually. When they start falling apart, we have to catch them in time.

Councilor Lindell understood the limits on the bonds but it seems so disproportionate.

As her final comment, she asked to add the amphitheater at Ft. Marcy to the unfunded list. That facility has had no maintenance in many years.

Councilor Trujillo agreed.

Councilor Harris agreed with Councilor Lindell. Facilities is 5.3% of the total. After 5- years, $183 million, it is 5.7% for facilities. There is a sheet from Mr. O'Reilly that tens of millions for years of deferred maintenance, it is approaching obsolescence. That funding for facilities will not get us where we need to be.

Chair Ives observed that the Ameresco report came to the conclusion that it would take $4.2 million to maintain buildings in fair condition. That is a large part of what he hoped the Committee can address - what we need to expend to keep all assets in the condition they need to be.

Mr. Rodriguez said we can increase for maintenance or get rid of some buildings and consolidate.

Councilor Harris agreed but asked if there is the political will to make that happen. We also need to re-appropriate or reallocate to add some to La Farge for LAN. He was sure that staff understands that the information provided needs to be scrubbed pretty hard. We have Ft. Marcy electrical upgrade for $63,000 but then on page 48, with the same description - upgrade electrical for $138,180. He didn't know if that got doubled up or are separate line items. He was hoping it was doubled up so it could be an easy fix.

Mr. Quintana said the larger amount is to handle all the service need and the other is just for the electrical panels.

Chair Ives said it is a work in progress and has taken high hurdling of staff to get it here. We have a lot to do in the document yet. It is direction from the Governing Body to say we want La Farge WiFi funded.

Mr. Rodriguez said there is money that was moved to capital that is not spoken for. Council could approve the budget with that change.

Councilor Dominguez said someone from the Committee has to make that recommendation.

**Councilor Trujillo made a motion to approve the Capital Budget and to add the allocation for a local area network to be installed at the La Farge Branch Library. Councilor Villarreal seconded the motion.**

Councilor Villarreal reasoned that there is a possibility to use that unallocated money for library operating costs as well and we can discuss that at Council. Those capital needs at La Farge are important to her.

Councilor Harris agreed. The bathrooms at La Farge are in bad shape. He asked that $46,000 from the exterior walls be reallocated and the balance from the $390,000. So it is just $30,000 out of the $390,000.

Councilor Dominguez understood that every Human Services project had a contingency included.

Mr. Johnson clarified that while the City does not have a contingency in the form, it is built into each project.

Councilor Dominguez asked that needs a policy. The idea of contingency got us in trouble with the Parks Bond Fund. We just need to understand what that is.

**The motion passed by unanimous (3-0) voice vote. Councilor Maestas and Councilor Rivera were not present for the vote.**

## 14. MATTERS FROM STAFF

There were no matters from Staff.

## 15. MATTERS FROM THE COMMITTEE

There were no matters from the Committee.

## 16. MATTERS FROM THE CHAIR

There were no matters from the Chair.

## 17. NEXT MEETING: MONDAY, JUNE 6, 2016

## 18. ADJOURNMENT

## 18. ADJOURNMENT

The meeting was adjourned at 8:35 p.m.

Approved by:

Peter N. Ives, Chair

Submitted by:

Carl Boaz for Carl G. Boaz, Inc.

Public Works Committee
May 23, 2016

# EXHIBIT 1

# INDEX

1. Map of Library Locations
2. Annual Overall Statistics
3. Annual Statistics by Branch (Sheet B)
4. Age of cardholders by Branch
5. Overview of Branch Services
6. Children's Program Statistics
7. Comparisons of Santa Fe Public Library to other Libraries Nationally

# SANTA FE PUBLIC LIBRARIES AND PUBLIC SCHOOLS (NO CHARTER OR PRIVATE)

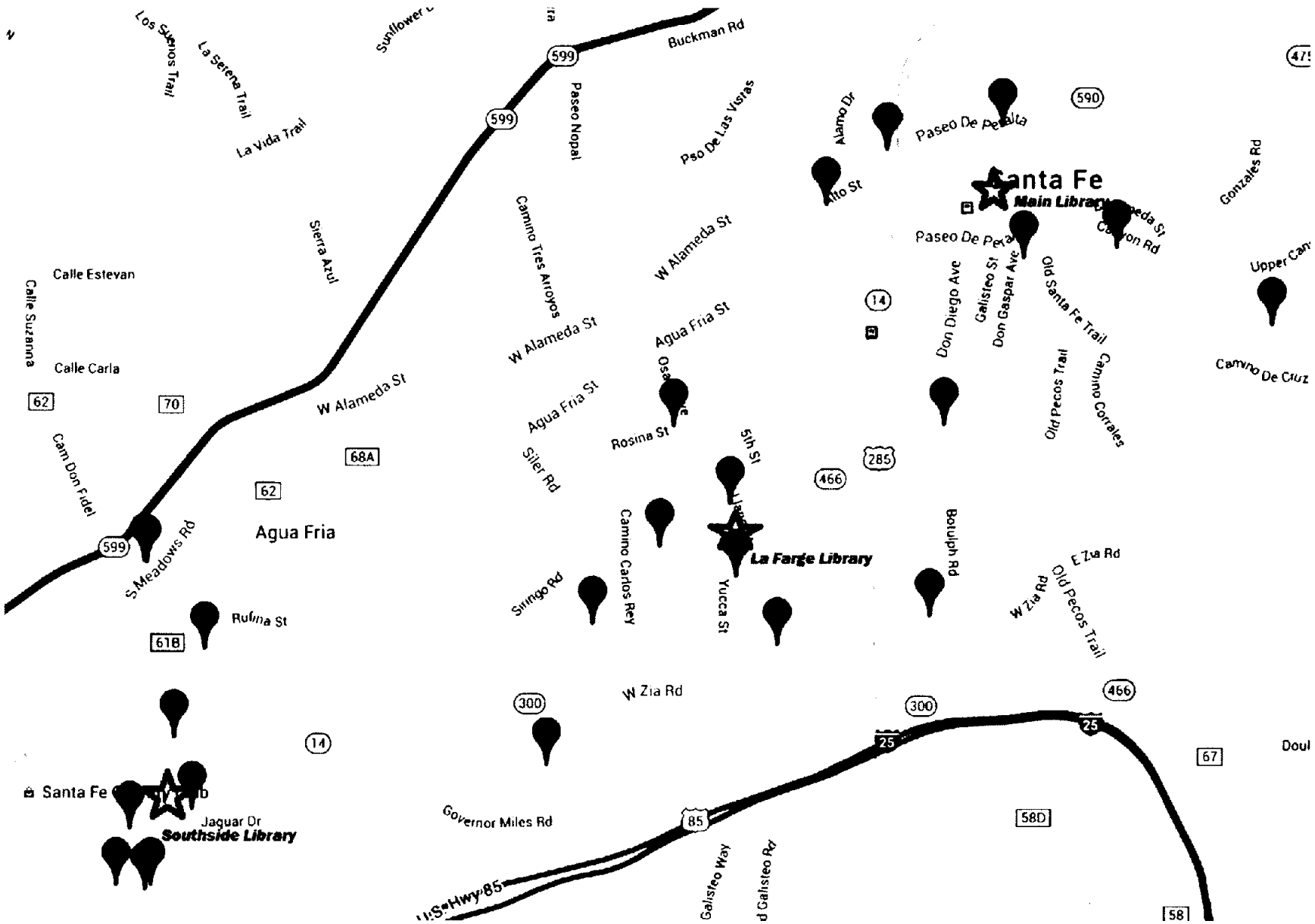


mgb bs

**Santa Fe Public Library**
**STATISTICS**
**FY 2014-15**

| | Main | La Farge | Southside | TOTAL |
|---|---|---|---|---|
| Library Visits | 326,064 | 234,422 | 170,182 | 730,668 |
| | | | | |
| Registered Borrowers | (see total) | (see total) | (see total) | 62,806 |
| | | | | |
| New Borrowers | **2,471** | **1,338** | **2,003** | **5,812** |
| City | 1,758 | 1,038 | 1,673 | 4,469 |
| County | 540 | 222 | 270 | 1,032 |
| Other NM Counties | 173 | 78 | 60 | 311 |
| | | | | |
| Items Circulated | **253,933** | **240,376** | **195,999** | **690,308** |
| Adult | 178,604 | 180,269 | 116,414 | 475,287 |
| Young Adult | 7,260 | 6,651 | 7,629 | 21,540 |
| Children | 61,910 | 53,456 | 71,956 | 187,322 |
| | | | | |
| **ONECLICK** | | | | |
| Audio books | (see total) | (see total) | (see total) | 9,096 |
| | | | | |
| **OVERDRIVE** | | | | |
| Ebooks | (see total) | (see total) | (see total) | 15,252 |
| Eaudio | (see total) | (see total) | (see total) | 281 |
| Periodicals | (see total) | (see total) | (see total) | 1,009 |
| **Total** | | | | **16,542** |
| | | | | |
| Reserves filled | 35,193 | 23,723 | 23,207 | 82,123 |
| | | | | |
| Self Check Out | 47,216 | 31,983 | 21,379 | 100,578 |
| | | | | |
| Reference Transactions | 67,772 | 73,048 | 59,295 | 200,115 |
| | | | | |
| Number of Computer Users | 41,861 | 32,324 | 38,256 | 112,441 |
| | | | | |
| Number of Community Meetings | 505 | 364 | 1,973 | 2,842 |
| Tours | | 7 tours/141 attendees | 3 tours/23 attendees | |
| | | | | |
| Number of Programs | **258** | **179** | **213** | **650** |
| Children | 252 | 138 | 133 | 523 |
| Young Adult | | 31 | 40 | 71 |
| Adult | 6 | 6 | 6 | 18 |
| Outreach | | 4 | 2 | 6 |
| School tours | | | 32 | 32 |
| | | | | |
| Number of Attendees to Program | **6,968** | **4,804** | **9,217** | **20,989** |
| Children | 6,613 | 4,316 | 7,032 | 17,961 |
| Young Adult | | 233 | 892 | 1,125 |
| Adult | 355 | 115 | 213 | 683 |
| Outreach | | 140 | 200 | 340 |
| School tours | | | 880 | 880 |
| | | | | |
| Interlibrary Loan Report | **(see total)** | **(see total)** | **(see total)** | **4,572** |
| Borrowing | (see total) | (see total) | (see total) | 3,085 |
| Sending | (see total) | (see total) | (see total) | 1,487 |
| | | | | |
| Titles Catalogued | (see total) | (see total) | (see total) | **14,739** |
| Items Catalogued | 11,854 | 9,186 | 7,098 | **28,138** |
| | | | | |
| Titles Withdrawn | (see total) | (see total) | (see total) | **27,739** |
| 7/14 | (see total) | (see total) | (see total) | 12,431 |
| 2/15 | (see total) | (see total) | (see total) | 6,201 |
| 6/15 | (see total) | (see total) | (see total) | 8,456 |
| Manual deletion TS | | | | 651 |
| | | | | |
| Items deleted | **22,600** | **14,742** | **13,550** | **51,649** |
| 7/14 | 11,525 | 6,072 | 5,897 | 23,494 |
| 2/15 | 3,788 | 4,070 | 5,473 | 13,331 |
| 6/15 | 7,287 | 4,600 | 2,180 | 14,067 |
| Manual deletion TS | (see total) | (see total) | (see total) | 757 |
| | | | | |
| Size of Collection | | | | |
| Items | 118,066 | 90,945 | 99,796 | 308,807 |
| Titles (bib records) | (see total) | (see total) | (see total) | 202,542 |
| | | | | |
| Number of Volunteers - Libraries | 7 | 13 | 25 | 45 |
| Volunteer Hours | 389 | 1,556 | 1,131 | 3,076 |
| | | | | |
| Number of Volunteers | (see total) | (see total) | (see total) | 212 |
| Volunteer Hours for Bookstore/Booksales | (see total) | (see total) | (see total) | 9,224 |

07/22/2015

SHEET B

**MAIN LIBRARY**
Annual Statistics from FY 2014-15

| | |
|---|---|
| **Annual cirulation materials** | **253,933** |
| **Door count** | **326,064** |
| **Computer usage** | **41,861** |
| **Patron transactions** | **70,989** |
| *Desk* | *56,586* |
| *Kiosk* | *14,403* |
| **Collection size** | **118,066** |
| **Hours open per week** | **60** |
| **Public Service Staffing FTE** | **14** |
| *Librarians* | *6* |
| *Full time staff* | *3* |
| *Part Time staff* | *4* |
| *Temps Part Time* | *5* |
| **Programs** | **258** |
| *Attendance* | *6,968* |
| **Tours** | **0** |
| **Community Meetings** | **505** |

| Library card/Patrons by age | 0-12 | 13-18 | 19-33 | 34-60 | 61- | TOTAL |
|---|---|---|---|---|---|---|
| | 1,567 | 1,711 | 4,248 | 7,924 | 8,118 | 23,568 |

**LA FARGE LIBRARY**
Annual Statistics from FY 2014-15

| | |
|---|---|
| **Annual cirulation materials** | **240,376** |
| **Door count** | **234,422** |
| **Computer usage** | **32,324** |
| **Patron transactions** | **70,187** |
| *Desk* | *60,711* |
| *Kiosk* | *9,476* |
| **Collection size** | **90,945** |
| **Hours open per week** | **54** |
| **Public Service Staffing FTE** | **11** |
| *Librarians* | *2* |
| *Full time staff* | *6* |
| *Part Time staff* | *4* |
| *Temps Part Time* | *2* |
| **Programs** | **179** |
| *Attendance* | *4,804* |
| **Tours** | **7** |
| **Community Meetings** | **364** |

| Library card/Patrons by age | 0-12 | 13-18 | 19-33 | 34-60 | 61- | TOTAL |
|---|---|---|---|---|---|---|
| | 1,400 | 1,391 | 3,023 | 4,832 | 4,484 | 15,130 |

**SOUTHSIDE LIBRARY**
Annual Statistics from FY 2014-15

| | |
|---|---|
| **Annual cirulation materials** | **195,999** |
| **Door count** | **170,182** |
| **Computer usage** | **38,256** |
| **Patron transactions** | **42,392** |
| *Desk* | *36,845* |
| *Kiosk* | *5,547* |
| **Collection size** | **99,796** |
| **Hours open per week** | **57** |
| **Public Service Staffing FTE** | **12** |
| *Librarians* | *5* |
| *Full time staff* | *5* |
| *Part Time staff* | *2* |
| *Temps Part Time* | *2* |
| **Programs** | **213** |
| *Attendance* | *9,217* |
| **Tours** | **3** |
| **Community Meetings** | **1,973** (includes Tutoring) |

| Library card/Patrons by age | 0-12 | 13-18 | 19-33 | 34-60 | 61- | TOTAL |
|---|---|---|---|---|---|---|
| | 3,306 | 2,802 | 4,373 | 5,102 | 2,465 | 18,048 |

**Subject:** Library Branch usage

We do not have a way to track income level of users. Below are the statistics on card holders age; they are tracked by the library where they signed up for a library card.

These numbers reflect the age of people signing up for library cards. Note that library users are very fluid in their use of libraries; many use all three. Also, many families choose to only have one card even though they may have several children, so as to keep track of their library books.

Total card holders: 56,746

Regarding age of card holders, you can see the breakdown here:

| Library card/Patrons by age | 0-12 | 13-18 | 19-33 | 34-60 | 61- | TOTAL |
|---|---|---|---|---|---|---|
| Main Library | 1,567 | 1,711 | 4,248 | 7,924 | 8,118 | 23,568 |

| Library card/Patrons by age | 0-12 | 13-18 | 19-33 | 34-60 | 61- | TOTAL |
|---|---|---|---|---|---|---|
| La Farge Branch | 1,400 | 1,391 | 3,023 | 4,832 | 4,484 | 15,130 |

| Library card/Patrons by age | 0-12 | 13-18 | 19-33 | 34-60 | 61- | TOTAL |
|---|---|---|---|---|---|---|
| Southside Branch | 3,306 | 2,802 | 4,373 | 5,102 | 2,465 | 18,048 |

**BY THE NUMBERS**

Main Library

Libraries also serve a special role in bringing people to their locations.
The Main Library is considered an active part of our downtown amenities which encourages art and entertainment, bringing new and more people downtown. Our Main Library serves not only local residents, but City, State and County government workers, college and university students, businesses, artists, writers, families and entrepreneurs.

Main tallied the highest number of internet computer users, at 41,861 in FY 2015-16. Main and Southside have the highest number of patrons aged 18-33; with Main recording 4,200 to Southside's 4,057. (See sheet B for full age comparisons between branches.)

Since 2000, dozens of downtown libraries around the country have been renovated or built to add to the Downtown Renaissance in these cities.

At a recent meeting with the Mayor at the Main Library, those in the audience commented that the Main Library is a draw to them, a reason to come downtown. While here they get a cup of coffee, go to a museum or have a meal. But it is the Library that is the draw, to bringing them back to downtown. The Main Library plays a key part of the Mayor's campaign to Bring Locals Back to The Plaza.

Computer usage plays a large role in the Main Library's service to the patrons. Students of all ages flock to the Main Library afterschool, nights and weekends to do their homework and research projects

The Main Library also serves as a welcoming location and building for tourists. During Indian and Spanish Markets, a few years ago, the Main Library tallied 20% of the internet users those two weekends were tourists from out of state. (A key measure for staff are the number of paper towels and toilet paper rolls that must be replaced during these two key weekends.) Tourists come to the Library to check email, print boarding passes, find maps and local information from historical to restaurants to where to find good chocolate. They know that library staff are welcoming and knowledgeable. The Main Library is the welcoming face of Santa Fe to the thousands of tourists who come downtown year round.

Sundays at Main have tallied 500 visitors on average for the last six months; this almost twice as much as the visitors at the Southside Branch on Sundays; Library circulation averages 455, almost twice as much as Southside Branch.

Sunday statistics for the Main Library Branch over the past year shows an average of:
Sunday visitor count of 500
Sunday average circulation count of 455
Sunday average computer usage of 22,403 sessions

**BY THE NUMBERS**

**La Farge Branch : Mid-Town Library:**

The La Farge Branch is an anchor in the mid-town area of Santa Fe. The branch is a work horse, bringing the second highest number of people to the Library annually, 234,422, and has the second largest number of items checked out, 240,376. They circulated the second highest number of books of the three libraries in the system. Their Teen program had the second highest in attendance at programs. 32,324 internet users were recorded at La Farge.

Situated between De Vargas Middle School and Santa Fe High School, after school homework help and programming afterschool—such as Science After School--are a key part of the branch's work. Computer use annually was tallied at 32,324. This high usage reflects the many students and adults who frequent the Library.

Students, families and older members of the public frequent the La Farge Branch Library. The 34 to 60 year olds are the largest group to use La Farge Branch, followed by those age 61 and up. Changing demographics for the area have challenged the La Farge Branch to start Teen programming and a Spanish/Bi-Lingual Books and Babies program for 6 month olds-2 year olds. See Sheet B for full accounting of use by age groups.

**BY THE NUMBERS**

**Southside Branch Library**

Serving the fastest growing part of Santa Fe, families and students make use of this newest branch library. For those aged 0 to 18, Southside patrons' numbers top the other branches with a total of 6,078 cardholders. Those age 18-33 are the second highest users at Southside, 4,057 to Main's 4,200. (see sheet B for all age stats)

The Southside Library provides programming for children 6 months to 18 years, with preschool story times, books and babies and Teen programming. School tours are a key way to get students into the libraries. The programming is key in the mornings for the children and schools, and afterschool and weekend for students and those who work and want to come to the library for our many services and programs.

Southside community room meeting usage topped all branches with a record 1,973 rooms reserved. Room use varies from quilting groups to voter registration, ESL, tutoring , Mexican Consulate, Teen programs, Mayor meetings and other groups from around the City. Evening programs host the most people from 6:00-8:00 pm.

38,256 internet computer users were booked on the Southside computers in FY 2015-16. This helps students doing homework, people working on resumes, researchers, and job seekers, all day every day.

Sunday statistics for the Southside Branch shows an average over the past year of:
Sunday visitors count of 256.
Sunday average circulation count of 234.
Sunday average internet user count of 25,386 user sessions

# Santa Fe Public Library
## STATISTICS
## FY 2014-15

| | Main | La Farge | Southside | TOTAL |
|---|---|---|---|---|
| Items Circulated - Children's | 61,910 | 53,456 | 71,956 | **187,322** |
| | | | | |
| Items Circulated - Young Adult* | 7,260 | 6,651 | 7,629 | **21,540** |
| | | | | |
| Items Circulated - Adult | 178,604 | 180,269 | 116,414 | **475,287** |
| | | | | |
| Number of Children's Programs | 252 | 138 | 133 | **523** |
| | | | | |
| Attendance for Children's Programs | 6,613 | 4,316 | 7,032 | **17,961** |
| | | | | |
| Books and Babies Attendance | 2,098 | 1,813 | 2,143 | **6,054** |
| | | | | |
| Pre-school Story Time Attendance | 916 | 825 | 2,157 | **3,898** |
| | | | | |
| Enrollment for Summer Reading | 300 | 512 | 742 | **1,554** |
| | | | | |

***Many adult books are checked out by teens.**

Library Comparison by Population [illegible] from Public Library Data Service
(Current Population for Santa Fe [illegible] Annexation is approx. 82,000)

| Location | Population of legal service area | Total annual circulation | # of branches | Public service hours per week | Total Operating expenditures | Total Materials expenditures | Operating Expenditures Per Capita | Materials expenditure per capita | Total number of librarian FTEs (calculated) | All other paid staff FTEs (calculated) | Total staff FTEs (calculated) | FTEs per 1,000 population served |
|---|---|---|---|---|---|---|---|---|---|---|---|---|
| RIO RANCHO PUBLIC LIBRARY - [NM] | 87,521 | 686,638 | 1 | 94.00 | $2,312,131 | $435,554 | $26.42 | $4.98 | 28.00 | 18.00 | 46.00 | 0.53 |
| CARMEL CLAY PUBLIC LIBRARY - [IN] | 86,293 | 2,104,255 | 0 | 70.00 | $5,641,585 | $807,622 | $65.38 | $9.36 | 21.25 | 42.93 | 64.18 | 0.74 |
| DULUTH PUBLIC LIBRARY - [MN] | 86,265 | 923,063 | 2 | 139.00 | $4,827,520 | $403,330 | $55.96 | $4.68 | 23.47 | 30.53 | 54.00 | 0.63 |
| MUSKINGUM COUNTY LIBRARY SYSTEM - [OH] | 86,074 | 668,702 | 5 | 199.00 | $3,730,840 | $491,910 | $43.34 | $5.71 | 11.50 | 34.06 | 45.56 | 0.53 |
| SUFFOLK PUBLIC LIBRARY SYSTEM - [VA] | 85,692 | 327,446 | 2 | 147.00 | $2,120,975 | $158,559 | $24.75 | $1.85 | 14.00 | 27.20 | 41.20 | 0.48 |
| GEAUGA COUNTY PUBLIC LIBRARY - [OH] | 84,057 | 2,038,134 | 6 | 356.00 | $7,569,210 | $1,281,288 | $90.05 | $15.24 | 17.00 | 91.00 | 108.00 | 1.28 |
| SACHEM PUBLIC LIBRARY - [NY] | 83,196 | 859,653 | 0 | 70.00 | $9,943,095 | $462,667 | $119.51 | $5.56 | 29.21 | 54.10 | 83.31 | 1.00 |
| Ypsilanti District Library - [MI] | 82,974 | 772,536 | 2 | 180.00 | $3,808,714 | $351,619 | $45.90 | $4.24 | 19.00 | 27.38 | 46.38 | 0.56 |
| SIOUX CITY PUBLIC LIBRARY - [IA] | 82,684 | 453,294 | 2 | 150.00 | $2,720,479 | $296,352 | $32.90 | $3.58 | 14.52 | 18.96 | 33.48 | 0.40 |
| SANTA FE PUBLIC LIBRARY - [NM] | 82,000 | 677,357 | 2 | 170.00 | $3,620,373 | $493,425 | $44.15 | $6.02 | 19.50 | 28.50 | 48.00 | 0.59 |
| CLEVE J. FREDRICKSEN LIBRARY - [PA] | 81,763 | 860,962 | 1 | 107.00 | $1,360,467 | $155,346 | $16.64 | $1.90 | 7.53 | 18.69 | 26.22 | 0.32 |
| HOOVER PUBLIC LIBRARY - [AL] | 81,619 | 1,486,501 | 0 | 69.00 | $6,490,928 | $672,377 | $79.53 | $8.24 | 32.56 | 38.38 | 70.94 | 0.87 |
| CHAMPAIGN PUBLIC LIBRARY - [IL] | 81,055 | 2,036,974 | 1 | 128.00 | $6,430,646 | $957,588 | $79.34 | $11.81 | 15.42 | 60.58 | 76.00 | 0.94 |
| NATRONA COUNTY LIBRARY SYSTEM - [WY] | 80,973 | 631,023 | 2 | 52.00 | $2,865,972 | $347,428 | $35.39 | $4.29 | 9.00 | 26.00 | 35.00 | 0.43 |
| PORTSMOUTH PUBLIC LIBRARY - [OH] | 79,499 | 368,057 | 4 | 207.00 | $2,956,226 | $211,446 | $37.19 | $2.66 | 18.00 | 32.23 | 50.23 | 0.63 |
| STILLWATER PUBLIC LIBRARY - [OK] | 78,399 | 353,860 | 0 | 70.00 | $1,424,073 | $244,132 | $18.16 | $3.11 | 1.00 | 0.01 | 1.01 | 0.01 |
| IOWA CITY PUBLIC LIBRARY - [IA] | 78,214 | 1,411,275 | 0 | 67.00 | $5,982,348 | $651,545 | $76.49 | $8.33 | 15.00 | 64.40 | 79.40 | 1.02 |
| APPLETON PUBLIC LIBRARY - [WI] | 78,086 | 1,274,136 | 0 | 70.00 | $4,419,288 | $605,686 | $56.60 | $7.76 | 15.10 | 41.50 | 56.60 | 0.72 |
| CHILLICOTHE AND ROSS COUNTY PUBLIC LIBRARY - [OH] | 78,064 | 504,308 | 7 | 258.00 | $3,363,615 | $338,415 | $43.09 | $4.34 | 9.00 | 33.84 | 42.84 | 0.55 |
| KOKOMO-HOWARD COUNTY PUBLIC LIBRARY - [IN] | 76,265 | 919,492 | 2 | 64.50 | $4,757,979 | $807,100 | $62.39 | $10.58 | 20.61 | 50.55 | 71.16 | 0.93 |
| JOHNSON CITY PUBLIC LIBRARY - [TN] | 75,328 | 506,735 | 0 | 67.00 | $1,780,290 | $148,516 | $23.63 | $1.97 | 9.58 | 22.33 | 31.90 | 0.42 |
| Nassau County Public Library System - [FL] | 75,321 | 236,829 | 4 | 54.00 | $1,214,221 | $128,952 | $16.12 | $1.71 | 7.50 | 7.13 | 14.63 | 0.19 |
| Springdale Public Library - [AR] | 75,229 | 717,248 | 0 | 65.00 | $1,833,922 | $362,679 | $24.38 | $4.82 | 14.40 | 11.30 | 25.70 | 0.34 |

mgb bs 03/22/2016

7A

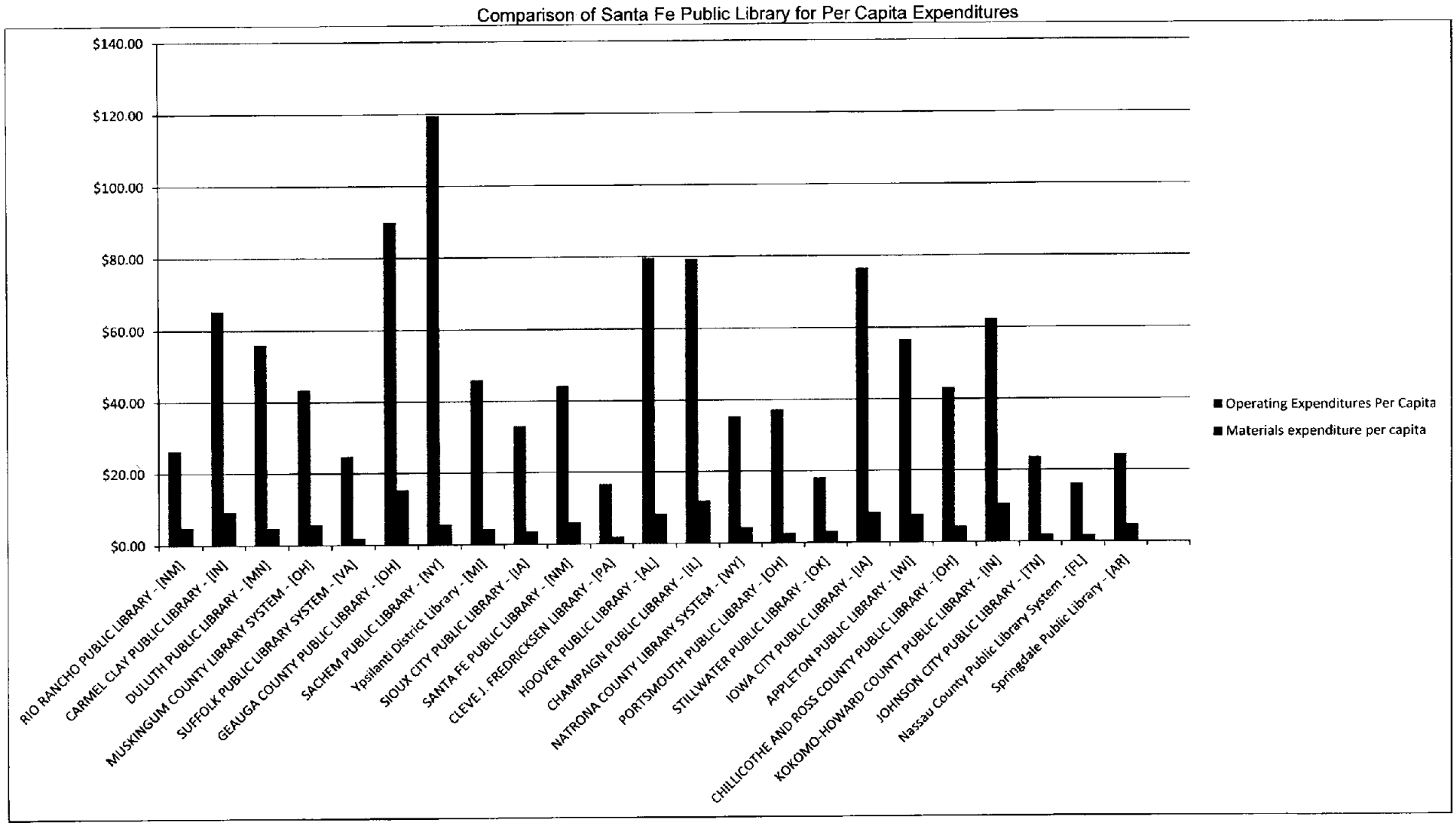
Comparison of Santa Fe Public Library for Per Capita Expenditures
$140.00
$120.00
$100.00
$80.00
$60.00
$40.00
$20.00
$0.00
RIO RANCHO PUBLIC LIBRARY - [NM]
CARMEL CLAY PUBLIC LIBRARY - [IN]
DULUTH PUBLIC LIBRARY - [MN]
MUSKINGUM COUNTY LIBRARY SYSTEM - [OH]
SUFFOLK PUBLIC LIBRARY SYSTEM - [VA]
GEAUGA COUNTY PUBLIC LIBRARY - [OH]
SACHEM PUBLIC LIBRARY - [NY]
Ypsilanti District Library - [MI]
SIOUX CITY PUBLIC LIBRARY - [IA]
SANTA FE PUBLIC LIBRARY - [NM]
CLEVE J. FREDRICKSEN LIBRARY - [PA]
HOOVER PUBLIC LIBRARY - [AL]
CHAMPAIGN PUBLIC LIBRARY - [IL]
NATRONA COUNTY LIBRARY SYSTEM - [WY]
PORTSMOUTH PUBLIC LIBRARY - [OH]
STILLWATER PUBLIC LIBRARY - [OK]
IOWA CITY PUBLIC LIBRARY - [IA]
APPLETON PUBLIC LIBRARY - [WI]
CHILLICOTHE AND ROSS COUNTY PUBLIC LIBRARY - [OH]
KOKOMO-HOWARD COUNTY PUBLIC LIBRARY - [IN]
JOHNSON CITY PUBLIC LIBRARY - [TN]
Nassau County Public Library System - [FL]
Springdale Public Library - [AR]
Operating Expenditures Per Capita
Materials expenditure per capita

7B

## Comparison of Santa Fe Public Library for Circulation and Total Expenditures

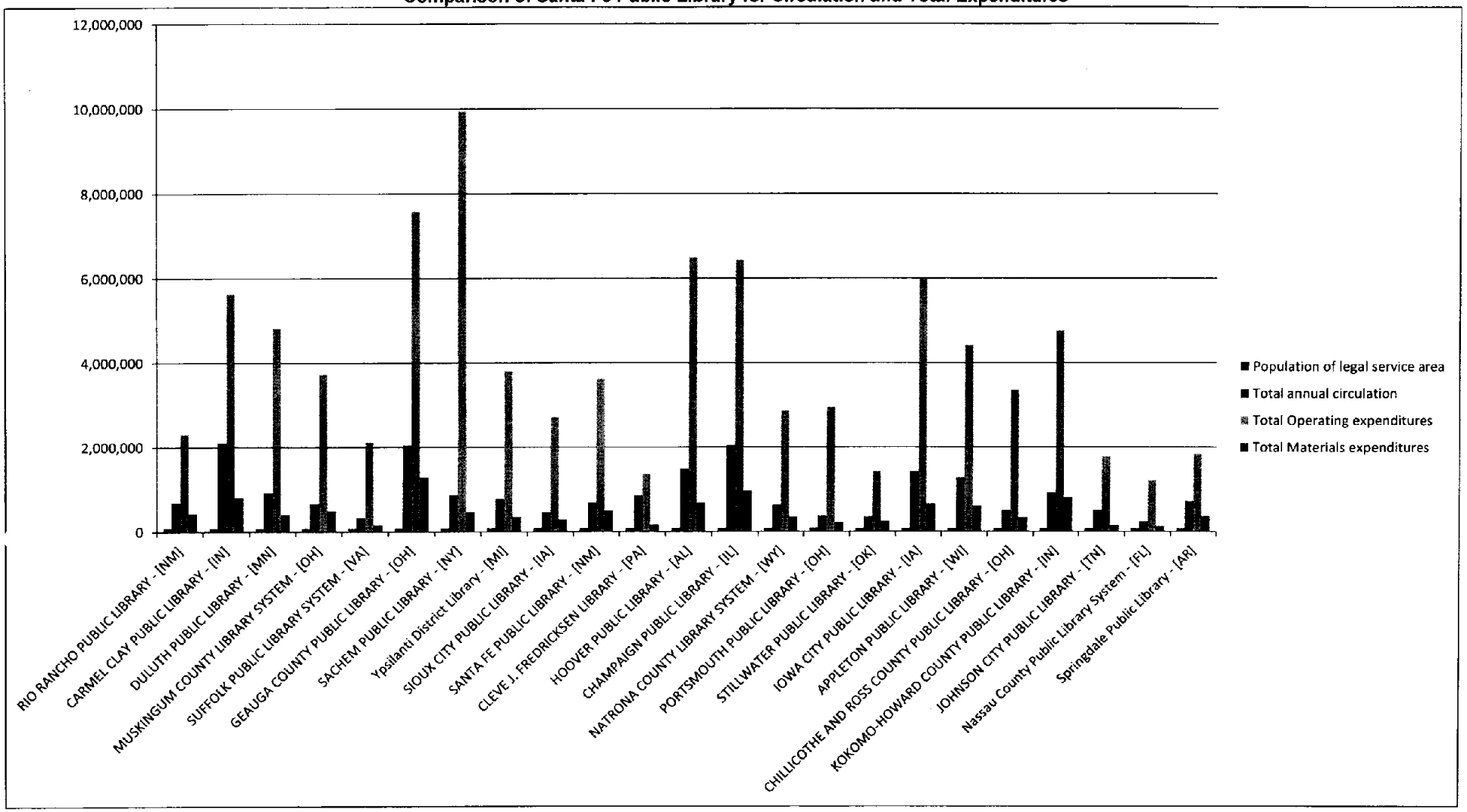


mgb bs 05/23/2016

7C

Public Works Committee
May 23, 2016

# EXHIBIT 2

**Item 12**

# CITY OF SANTA FE, NEW MEXICO
# PROPOSED AMENDMENT(S) TO RESOLUTION NO. 2016-__
## Verde Fund

**Mayor and Members of the City Council:**

**I propose the following amendment(s) to Resolution No. 2016-__:**

1. On page 1, lines 13-15 ***delete*** "**AUTHORIZING THE <u>ONE-TIME APPROPRIATION OF $300,000 OF UNBUDGETED EXCESS LAND USE PERMIT FEES</u> [~~5% OF THE ¼% GRT EFFECTIVE JANUARY 1, 2017;~~]**"

2. On page 3, ***delete*** lines 3-4

3. On page 3, line 9 ***delete*** "that the Verde Fund is hereby created" and ***insert*** in lieu thereof "that the Verde Fund's scope is hereby established"

4. On page 3, lines 16-18 ***delete*** "the one-time appropriation of $300,000 to the Verde Fund from unbudgeted excess land use permit fees for Fiscal Year 2016/17" and ***insert*** in lieu thereof "an appropriation to the Verde Fund of up to twenty-five percent (25%) of the Human Services Fund beginning July 1, 2016"

5. On page 4, lines 2-3 ***delete*** ", and identify possible city sources to provide recurring funding for ensuing years"

Respectfully submitted,

_____
Joseph M. Maestas, Councilor

ADOPTED: _____
NOT ADOPTED: _____
DATE: _____

_____
Yolanda Y. Vigil, City Clerk

Public Works Committee
May 23, 2016

# EXHIBIT 3

**Item 12**

# CITY OF SANTA FE, NEW MEXICO
# PROPOSED AMENDMENT(S) TO RESOLUTION NO. 2016-__
## Verde Fund

**Mayor and Members of the City Council:**

**I propose the following amendment(s) to Resolution No. 2016-__:**

1. On page 1, line 22 ***delete*** "desert" and ***insert*** in lieu thereof "semi-arid"
2. On page 1, line 23 ***delete*** "less water, drier land" and ***insert*** in lieu thereof "changing weather patterns, longer drought cycles, stronger flooding incidents"
3. On page 2, after line 19 ***insert*** the following new paragraph:
   "**WHEREAS**, the Governing Body has committed to seeking solutions related to poverty and its relationship to affordable housing, gentrification, and inequality through the five pillars outlined in Resolution #2015-65"
4. On page 3, line 7 after success ***delete*** the period and ***insert*** in lieu thereof "; and"
5. On page 3, after line 7 ***insert*** the following new paragraph:
   "**WHEREAS**, the Governing Body will seek and support public input from community members who are most affected by poverty, climate change, and environmental injustices who can offer suggested solutions to the everyday challenges of living in Santa Fe."

Respectfully submitted,

_____
Renee D. Villarreal, Councilor

ADOPTED: _____
NOT ADOPTED: _____
DATE: _____

_____
Yolanda Y. Vigil, City Clerk

Public Works Committee
May 23, 2016

# EXHIBIT 4

| | CIP Project Detail | | | | | | | | | | | | | Prior Year | | Total Request | Appropriation Detail | | Detail Funding Sources | | | | | | |
|---|---|---|---|---|---|---|---|---|---|---|---|---|---|---|---|---|---|---|---|---|---|---|---|---|---|
| | Reporting PC Well | Contributing Agency | Contributing Project | Economic Vitality Priority | Title/Description | Subwork Order Title | Grouping | Note | Business Unit | Department | Division | Functional Category | Priority | FY15-16 Request | FY15-16 Actuals/ Encumbrances | FY16-17 Request | FY15-16 Reappropriation Request | FY 16-17 New Appropriation Request | Grants | Bonds | Revenues/ Fund Balance | Total Funding | City Manager Recommended FY16-17 Capital Budget | Excess Funding | Funding Source |
| 1 | | 3 | 3 | 5 | 7 Runway 2-20 | Resurfacing | | x | 32616 | Public Works | Aviation | A | 1 | | | 400,000 | | 400,000 | | | | | | | FAA/NMDOT/PFC |
| 2 | | | | | Airport Runway | | 5616 | | | | | | | | | 400,000 | | 400,000 | | | | | | | |
| 3 | | | | | | | | | | | | | | | | | | | | | | | | | |
| 4 | 3 | 4 | 1 | 4 | 5 Airport Terminal Improvements | CIP 6139 | | x | 32616/32622 | Public Works | Facilities | A | 1 | 1,055,825 | 1,030,066.70 | 72,000 | 72,000 | - | 25,104 | | | 25,104 | 25,104 | | Grants |
| 5 | | | | | Airport Terminal Upgrades | Total Fund 3616 | | | | | | | | 1,055,825 | 1,030,066.70 | 72,000 | 72,000 | - | 25,104 | | | 25,104 | 25,104 | | |
| 6 | | | | | | | | | | | | | | | | | | | | | | | | | |
| 7 | 15 | 5 | 3 | 5 | 3 Airport Equipment | Runway Snow Removal Snow Plow | | x | TBD | Public Works | Aviation | A | 1 | | | 810,000 | | 810,000 | 791,667 | 35,333 | | 810,000 | 810,000 | | FAA/NMDOT/PFC |
| 8 | 19 | 5 | 3 | 5 | 3 Space To Meet Local Airport | Terminal Building Expansion | | x | TBD | Public Works | Aviation | A | 1 | | | 600,000 | | 600,000 | 500,000 | | | 600,000 | 600,000 | | FAA/DOT / City Match |
| 9 | 4 | 5 | 3 | 5 | 3 Terminal Building Upgrades | | | x | TBD | Public Works | Aviation | A | 1 | | | 300,000 | | 300,000 | 593,750 | 6,250 | | 300,000 | 300,000 | | FAA/NMDOT/PFC |
| 10 | 16 | 5 | 3 | 5 | 3 Apron Grading and Drainage | | | x | TBD | Public Works | Aviation | A | 1 | | | 200,000 | | 200,000 | 380,000 | 20,000 | | 200,000 | 200,000 | | FAA/DOT / City Match |
| 11 | 25 | 5 | 5 | 4 | 3 Airport Terminal Plan | | | x | TBD | Public Works | Aviation | A | 1 | | | 200,000 | | 200,000 | 193,750 | 6,250 | | 200,000 | 200,000 | | FAA Grant/NMDOT Soco/PFC |
| 12 | 7 | 5 | 3 | 5 | 3 Runway Planning | | | x | TBD | Public Works | Aviation | A | 1 | | | 187,500 | | 187,500 | 168,750 | 18,750 | | 187,500 | 187,500 | | FAA/NMDOT/PFC |
| 13 | 10 | 4 | 3 | 5 | 3 Rehabilitation Taxiways | | | x | TBD | Public Works | Aviation | A | 1 | | | 20,000 | | 20,000 | | | 20,000 | 20,000 | 20,000 | | Federal Mandate |
| 14 | 22 | 5 | 1 | 5 | 3 Airport Master Plan Update Grant | | | x | TBD | Public Works | Aviation | A | 1 | | | 12,111 | | 12,111 | 10,905 | 1,111 | | 12,111 | 12,111 | | NMDOT / City Match |
| 15 | | | | | | Total Fund TBD | | | | | | | | | | 2,829,611 | | 2,829,611 | 2,938,977 | 38,861 | 57,833 | 2,028,611 | 1,629,611 | | |
| 16 | | | | | | Airport Total | | | | | | | | 1,055,825 | 1,030,066 | 2,909,611 | 72,000 | 2,829,611 | 1,964,043 | 38,861 | 57,833 | 2,053,715 | 2,053,715 | | |
| 17 | | | | | | | | | | | | | | | | | | | | | | | | | |
| 18 | | | | | | Arts | | | | | | | | | | | | | | | | | | | |
| 19 | 24 | 3 | 4 | 5 | 2 Arts Public Parks | | | x | 37700 | Tourism | Service CAVD | AR | 1 | 232,226 | 63,762 | 307,000 | 307,000 | | | 685,331 | | 685,331 | 307,000 | | Hot / Bonds |
| 20 | | | | | Arts for CIP | | 3700 | | | | | | | 232,226 | 63,762 | 307,000 | 307,000 | - | - | 685,331 | - | 685,331 | 307,000 | 378,331 | |
| 21 | | | | | | | | | | | | | | | | | | | | | | | | | |
| 22 | | | | | | Arts Total | | | | | | | | 232,226 | 63,762 | 307,000 | 307,000 | - | | 685,331 | | 685,331 | 307,000 | 378,331 | |
| 23 | | | | | | | | | | | | | | | | | | | | | | | | | |
| 24 | | | | | | Building and Facilities | | | | | | | | | | | | | | | | | | | |
| 25 | 80 | 3 | 3 | 5 | 5 Fire Marshal | Preventive Maintenance (PM) | | x | 32710 | Public Works | Facilities | B | 1 | | | 60,000 | | 60,000 | | 37,996 | | 37,996 | 37,996 | | General Fund/CIP Realloc |
| 26 | 86 | 3 | 4 | 4 | 5 Bus Maintenance | Maintenance Equipment Lifts Wheel Alignment | | x | 32710 | Public Works | Facilities | B | 1 | 542,223 | 235,372 | 150,700 | 150,700 | | | 167,702 | | 167,702 | 167,702 | | 3715 Fund Balance |
| 27 | 42 | 3 | 4 | 4 | 5 Fire Marshal Bldg Roof | Mechanical and Electrical elements | | x | 32715 | Public Works | Facilities | A | 1 | 172,261 | | 144,000 | 144,000 | | | 144,002 | | 144,002 | 144,002 | | 3715 Fund Balance |
| 28 | | | | | | | | | | | | | | 714,484 | | 354,700 | 294,700 | 60,000 | | 349,700 | 37,996 | 349,700 | 349,700 | | |
| 29 | | | | | | | | | | | | | | | | | | | | | | | | | |
| 30 | | | | | Bicentennial Park/Fitness Recreation | 7 Tot Fund - 3716/ 3715 | | | | | | | | | | | | | | | | | | | |
| 31 | | | | | | | | | | | | | | | | | | | | | | | | | |
| 32 | 38 | 4 | 5 | 5 | 5 Mary Esther Senior Center | Meals Equipment | | x | 37800 | Community Services | Senior Services | S | | | | 175,000 | 175,000 | | | | | | 175,000 | | |
| 33 | 33 | 4 | 5 | 5 | 5 Villa Grossetto Senior Center | Major Equipment | | x | 37800 | Community Services | Senior Services | S | | | - | 7,850 | 7,850 | | 185,700 | | | 185,700 | 7,850 | | Solar Grant |
| 34 | | | | | Not State Agency CIP | Total Fund 3500 | | | | | | | | 700,707 | 436,360 | 182,850 | 182,850 | - | 185,700 | - | | 185,700 | 182,850 | 2,850 | |
| 35 | 41 | 2 | 2 | 4 | 5 Asset Review Project Priority Score 41 35-39 | Fire Station #1 | | x | 32125 | Public Works | Facilities | B | 1 | | | 30,277 | | | | | | | 30,277 | | Municipal Facility Repair Fund |
| 36 | 42 | 2 | 4 | 4 | 5 Asset Review Project Priority Score 41 35-39 | La Fonda Library Fire Garage Roof | | x | 32125 | Public Works | Facilities | B | 1 | | | 46,300 | | | | | | | 46,300 | | Municipal Facility Repair Fund |
| 37 | 43 | 2 | 2 | 4 | 5 Asset Review Project Priority Score 41 35-39 | Fire Marshal Complex | | x | 32125 | Public Works | Facilities | B | 1 | | | 67,300 | | | | | | | 67,300 | | Municipal Facility Repair Fund |
| 38 | 44 | 2 | 2 | 4 | 5 Asset Review Project Priority Score 41 35-39 | City Hall | | x | 32125 | Public Works | Facilities | B | 1 | | | 50,561 | | | | | | | 50,561 | | Municipal Facility Repair Fund |
| 39 | 45 | 2 | 2 | 4 | 5 Asset Review Project Priority Score 41 35-39 | Fire Marshal Complex | | x | 32125 | Public Works | Facilities | B | 1 | | | 149,051 | | | | | | | 149,051 | | Municipal Facility Repair Fund |
| 40 | 46 | 2 | 2 | 4 | 5 Asset Review Project Priority Score 41 35-39 | Public Art (Colonial Stamp Bldg) | | x | 32125 | Public Works | Facilities | B | 1 | | | 12,000 | | | | | | | 12,000 | | Municipal Facility Repair Fund |
| 41 | | | | | Priority Score 41 35-39 | | | | | | Total | | | | | 355,296 | | $ 355,296.00 | | 355,296 | | 355,296 | 355,296 | | General Fund/CIP Realloc |
| 42 | | | | | | | | | | | | | | | | | | | | | | | | | |
| 43 | 48 | 2 | 3 | 4 | 5 Asset Review Project Priority Score 39 35 | Garage Roof - 1st FFT & 1st Floor Lounge | | x | 32125 | Public Works | Facilities | B | 1 | | | 5,963 | | | | | | | 5,963 | | Municipal Facility Repair Fund |
| 44 | 49 | 2 | 2 | 4 | 5 Asset Review Project Priority Score 39 38 | Fire Marshal Complex | | x | 32125 | Public Works | Facilities | B | 1 | | | 199,181 | | | | | | | 199,181 | | Municipal Facility Repair Fund |
| 45 | 50 | 2 | 3 | 4 | 5 Asset Review Project Priority Score 39 38 | Senior Center - 1st FFT | | x | 32125 | Public Works | Facilities | B | 1 | | | 5,000 | | | | | | | 5,000 | | Municipal Facility Repair Fund |
| 46 | 51 | 2 | 2 | 4 | 5 Asset Review Project Priority Score 39 38 | Fire Station #1 | | x | 32125 | Public Works | Facilities | B | 1 | | | 22,500 | | | | | | | 22,500 | | Municipal Facility Repair Fund |
| 47 | 52 | 2 | 2 | 4 | 5 Asset Review Project Priority Score 39 38 | City Hall | | x | 32125 | Public Works | Facilities | B | 1 | | | 18,131 | | | | | | | 18,131 | | Municipal Facility Repair Fund |
| 48 | | | | | Priority Score 39 38 | | | | | | Total | | | | | 251,585 | | $ 251,584.97 | | 251,585 | | 251,585 | 251,585 | | General Fund/CIP Realloc |
| 49 | | | | | | | | | | | | | | | | | | | | | | | | | |
| 50 | 53 | 2 | 2 | 4 | 5 Asset Review Project Priority Score 38 36 | Centennial Chamber Community Center | | x | 32125 | Public Works | Facilities | B | 1 | | | 151,770 | | | | | | | 151,770 | | CIP |
| 51 | | | | | Priority Score 38 36 | | | | | | Total | | | | | 151,770 | | $ 151,770.01 | | 151,770 | | 151,770 | 151,770 | | 3500 Transfer from 3700 |
| 52 | | | | | | | | | | | | | | | | | | | | | | | | | |
| 53 | 54 | 2 | 2 | 4 | 5 Asset Review Project Priority Score 38 36.5 | Fire Marshal Complex | | x | 32125 | Public Works | Facilities | B | 1 | | | 195,928 | | | | | | | Moved to FY 17-18 | | Municipal Facility Repair Fund |
| 54 | 55 | 2 | 2 | 4 | 5 Asset Review Project Priority Score 38 36.5 | Salvation Army Roof | | x | 32125 | Public Works | Facilities | B | 1 | | | 170,933 | | | | | | | Moved to FY 17-18 | | Municipal Facility Repair Fund |
| 55 | 56 | 2 | 2 | 4 | 5 Asset Review Project Priority Score 38 36.5 | La Fonda Library/Fire Garage Roof | | x | 32125 | Public Works | Facilities | B | 1 | | | 128,147 | | | | | | | Moved to FY 17-18 | | Municipal Facility Repair Fund |
| 56 | 57 | 2 | 2 | 4 | 5 Asset Review Project Priority Score 38 36.5 | City Hall | | x | 32125 | Public Works | Facilities | B | 1 | | | 46,984 | | | | | | | Moved to FY 17-18 | | Municipal Facility Repair Fund |
| 57 | 58 | 2 | 2 | 4 | 5 Asset Review Project Priority Score 38 36.5 | Fire Marshal Complex | | x | 32125 | Public Works | Facilities | B | 1 | | | 35,168 | | | | | | | Moved to FY 17-18 | | Municipal Facility Repair Fund |
| 58 | 59 | 2 | 2 | 4 | 5 Asset Review Project Priority Score 38 36.5 | City Hall | | x | 32125 | Public Works | Facilities | B | 1 | | | 49,329 | | | | | | | Moved to FY 17-18 | | Municipal Facility Repair Fund |
| 59 | 60 | 2 | 2 | 4 | 5 Asset Review Project Priority Score 38 36.5 | Main Library | | x | 32125 | Public Works | Facilities | B | 1 | | | 49,638 | | | | | | | Moved to FY 17-18 | | Municipal Facility Repair Fund |
| 60 | 61 | 2 | 2 | 4 | 5 Asset Review Project Priority Score 38 35 | Fire Station #3 | | x | 32125 | Public Works | Facilities | B | 1 | | | 44,078 | | | | | | | Moved to FY 17-18 | | Municipal Facility Repair Fund |
| 61 | 62 | 2 | 2 | 4 | 5 Asset Review Project Priority Score 38 35 | Senior Center Library | | x | 32125 | Public Works | Facilities | B | 1 | | | 42,515 | | | | | | | Moved to FY 17-18 | | Municipal Facility Repair Fund |
| 62 | 63 | 2 | 2 | 4 | 5 Asset Review Project Priority Score 38 35 | Convention Building | | x | 32125 | Public Works | Facilities | B | 1 | | | 38,196 | | | | | | | Moved to FY 17-18 | | Municipal Facility Repair Fund |
| 63 | 64 | 2 | 2 | 4 | 5 Asset Review Project Priority Score 38 35 | Fire Station #3 | | x | 32125 | Public Works | Facilities | B | 1 | | | 30,193 | | | | | | | Moved to FY 17-18 | | Municipal Facility Repair Fund |
| 64 | 65 | 2 | 2 | 4 | 5 Asset Review Project Priority Score 38 35 | La Fonda Library/Fire Garage Roof | | x | 32125 | Public Works | Facilities | B | 1 | | | 24,743 | | | | | | | Moved to FY 17-18 | | Municipal Facility Repair Fund |
| 65 | 66 | 2 | 2 | 4 | 5 Asset Review Project Priority Score 38 35 | Bicentennial Park Area A | | x | 32125 | Public Works | Facilities | B | 1 | | | 17,364 | | | | | | | Moved to FY 17-18 | | Municipal Facility Repair Fund |
| 66 | 67 | 2 | 2 | 4 | 5 Asset Review Project Priority Score 38 35 | Salvation Army Roof | | x | 32125 | Public Works | Facilities | B | 1 | | | 16,836 | | | | | | | Moved to FY 17-18 | | Municipal Facility Repair Fund |
| 67 | 68 | 2 | 2 | 4 | 5 Asset Review Project Priority Score 38 35.5 | Fire Marshal Complex | | x | 32125 | Public Works | Facilities | B | 1 | | | 16,237 | | | | | | | Moved to FY 17-18 | | Municipal Facility Repair Fund |
| 68 | 69 | 2 | 2 | 4 | 5 Asset Review Project Priority Score 38 35.5 | Senior Ctr - Bldg. C - Roof Repair | | x | 32125 | Public Works | Facilities | B | 1 | | | 13,804 | | | | | | | Moved to FY 17-18 | | Municipal Facility Repair Fund |
| 69 | 70 | 2 | 2 | 4 | 5 Asset Review Project Priority Score 38 35.5 | Senior Ctr - Bldg. C - Roof Repair | | x | 32125 | Public Works | Facilities | B | 1 | | | 8,396 | | | | | | | Moved to FY 17-18 | | Municipal Facility Repair Fund |
| 70 | 71 | 2 | 2 | 4 | 5 Asset Review Project Priority Score 38 35.5 | Senior Ctr - Bldg. C - Mechanical | | x | 32125 | Public Works | Facilities | B | 1 | | | 5,123 | | | | | | | Moved to FY 17-18 | | Municipal Facility Repair Fund |
| 71 | 72 | 2 | 2 | 4 | 5 Asset Review Project Priority Score 38 35.5 | Senior Ctr - Bldg. D - Mechanical | | x | 32125 | Public Works | Facilities | B | 1 | | | 4,783 | | | | | | | Moved to FY 17-18 | | Municipal Facility Repair Fund |
| 72 | 73 | 2 | 2 | 4 | 5 Asset Review Project Priority Score 38 35.5 | Bicentennial Park | | x | 32125 | Public Works | Facilities | B | 1 | | | 6,504 | | | | | | | Moved to FY 17-18 | | Municipal Facility Repair Fund |
| 73 | 74 | 2 | 2 | 4 | 5 Asset Review Project Priority Score 38 35.5 | Senior Ctr - Bldg. B - Paint Exterior | | x | 32125 | Public Works | Facilities | B | 1 | | | 3,186 | | | | | | | Moved to FY 17-18 | | Municipal Facility Repair Fund |
| 74 | 75 | 2 | 2 | 4 | 5 Asset Review Project Priority Score 38 35.5 | Old Fire Station #2 | | x | 32125 | Public Works | Facilities | B | 1 | | | 5,300 | | | | | | | Moved to FY 17-18 | | Municipal Facility Repair Fund |
| 75 | | | | | Priority Score 39 38 | | | | | | Total | | | | | 1,024,076 | | $ 1,024,076.69 | | | | | Moved to FY 17-18 | | |
| 76 | | | | | | | | | | | | | | | | | | | | | | | | | |
| 77 | 76 | 3 | 4 | 4 | 5 Asset Review Project | Replace Roof | | x | 32125 | Public Works | Facilities | B | 1 | | | 45,000 | | 45,000 | | 45,000 | | 45,000 | 45,000 | | General Fund/CIP Prioritization |
| 78 | 102 | 4 | 2 | 3 | 5 Neighborhood | Lighting | | x | 32125 | Public Works | Facilities | B | 1 | | | 30,000 | 30,000 | | | 30,000 | | 30,000 | 30,000 | | Municipal Facility Repair Fund |
| 79 | | | | | | | | | | | | | | | | 190,788 | 190,788 | | | 121,211 | | 121,211 | 121,211 | | |
| 80 | 33 | 3 | 4 | 4 | 5 Municipal Facilities | Resource Conservation | | x | 32125 | Public Works | Facilities | B | 1 | | | | | | | | | | | | General Fund/CIP Realloc |

| | CIP Project Detail | | | | | | | | | | | | | | Prior Year | | Total Request | Appropriation Detail | | Detail Funding Sources | | | | | | |
|---|---|---|---|---|---|---|---|---|---|---|---|---|---|---|---|---|---|---|---|---|---|---|---|---|---|---|
| | Academic/Pub. Well | Economic Vitality | Quality of Life/Pub. Safety | Economic Sustainability | ANN | TBD/Description | Subtitle/Title | Ongoing | New | Business Unit | Department | Division | Functional Category | Priority | FY15-16 Request | FY 16-16 Actuals+ Encumbrances | FY16-17 Request | FY15-16 Reappropriation Request | FY16-17 New Appropriation Request | Grants | Bonds | Revenues/Fund Balance | Total Funding | City Manager Recommendation FY16-17 Capital Budget | Gap or Funding | Funding Source |
| 92 | | | | | | **R & R Municipal Facility** | 3320 | | | | | | | | 968,684 | 473,901 | 2,486,515 | 630,706 | 1,811,727 | - | 489,129 | 950,962 | 1,440,091 | 950,962 | 489,129 | |
| 93 | | | | | | | | | | | | | | | | | | | | | | | | | | |
| 94 | 156 | 5 | 5 | 4 | 2 | Senior Center - Renovation Project | CIP# 42 Lease | x | | 3250 | Public Works | Facilities | B | 3 | 558,372 | 418,371 | 147,900 | 147,900 | - | 142,973 | - | 5,027 | 147,900 | 147,900 | - | |
| 95 | | | | | | **Senior Center Improvements** | 3320 | | | | | | | | 558,372 | 418,371 | 147,900 | 147,900 | - | 142,973 | - | 5,027 | 147,900 | 147,900 | - | |
| 96 | | | | | | | | | | | | | | | | | | | | | | | | | | |
| 97 | 34 | 5 | 5 | 5 | 4 | Salvador Park Pavilion - Roof | Design and Replacement | x | | 32716 | Public Works | Facilities | B | 3 | | | 100,000 | | 100,000 | | | 81,329 | 81,329 | 81,329 | | General Fund/CIP Reallocate |
| 97 | 71 | 5 | 4 | 4 | 5 | Salvador Park Park | Maintenance Equipment & Electrical Upgrades | x | | 32716 | Public Works | Facilities | B | 3 | | | 9,611 | 49,611 | | | | | | | | Fund 3749 - Salvador Park |
| 98 | 34 | 2 | 4 | 4 | 5 | Salvador Park Playgrounds | Maintenance equipment and equipment replacement | x | | 32716 | Public Works | Equipment | S | 3 | | | 38,000 | 38,000 | - | | 128,282 | | 128,282 | 128,282 | | |
| 99 | | | | | | **R & R Sal Park Pool** | 3719 | | | | | | | | 468,579 | 183,675 | 208,611 | 188,611 | 100,000 | | 128,282 | 81,329 | 209,611 | 209,611 | 0 | |
| 100 | | | | | | | | | | | | | | | | | | | | | | | | | | |
| 101 | 77 | 5 | 5 | 4 | 2 | Mary Esther Senior Center | CIP# 582 Vestibule and Distribution Lab | x | | 33717 | Public Works | Facilities | B | 3 | 744,833 | 702,660 | 178,100 | 178,100 | - | | - | 63,073 | 63,073 | 63,073 | - | 3,375C Grants/CIP Reallocate |
| 102 | | | | | | **Senior Citizen Center** | 3717 | | | | | | | | 744,833 | 702,660 | 178,100 | 178,100 | - | - | - | 63,073 | 63,073 | 63,073 | - | |
| 103 | | | | | | | | | | | | | | | | | | | | | | | | 125,000 | | |
| 104 | 83 | 5 | 5 | 5 | 3 | Centennial Church Community Center | HVAC Units Replacement | x | | 32721 | Public Works | Facilities | B | 3 | | | 340,000 | | 340,000 | | | | | | | |
| 105 | 86 | 5 | 5 | 5 | 3 | Centennial Church Community Center | Restroom Rehabilitation | x | | 3217 | Public Works | Facilities | B | 3 | | | 1,000 | | 200,000 | | | | | | | |
| 106 | 85 | 3 | 3 | 4 | 3 | Centennial Church Community Center | Kitchen Refurbishment | x | | 32721 | Public Works | Facilities | B | 3 | - | - | 117,902 | 117,902 | - | | 356,786 | 415,116 | 577,902 | 577,902 | - | |
| 107 | | | | | | **CCCC - CIP Bond** | 3721 | | | | | | | | 1,044,244 | 1,009,400 | 577,902 | 577,902 | 440,000 | | 356,786 | 415,116 | 577,902 | 577,902 | - | GCCC-4700 Operating Transfer |
| 108 | | | | | | | | | | | | | | | | | | | | | | | | | | |
| 109 | | | | | | | | | | | | | | | | | | | | | | | | | | $65,451 from Fire Apparatus/ Dep |
| 110 | 92 | 3 | 0 | 5 | 4 | Fire Station 4 & | Remodel & Equipment | x | | 7801 | Fire | | B | 3 | | | 240,000 | | 240,000 | | | 240,000 | 240,000 | 240,000 | | Bin: from impact fees |
| 111 | 93 | 4 | 5 | 3 | 4 | Fire Department Training Division | Grounds & Facility Improvement | x | | 7801 | Fire | | B | 3 | | | 190,000 | | 190,000 | | | 190,000 | 190,000 | 190,000 | | General Fund/CIP Reallocate |
| 112 | 48 | 3 | 5 | 5 | 3 | Main Library | Replace Vacuum Pipes | x | | 7801 | Main Library | Community Services | B | 3 | | | 63,196 | | 63,196 | | | 63,196 | 63,196 | 63,196 | | General Fund/CIP Reallocate |
| 113 | 94 | 3 | 3 | 4 | 3 | Adam Library | Flooring Second Floor Library | x | | 7801 | Public Works | Facilities | B | 3 | - | - | 25,154 | | 25,154 | | | 25,154 | 25,154 | 25,154 | | General Fund/CIP Reallocate |
| 114 | | | | | | **Pung BBD** | | | | | | | | | | | 528,353 | | 528,353 | | | 528,353 | 528,353 | | | |
| 115 | | | | | | | | | | | | | | | | | | | | | | | | | | |
| 116 | | | | | | | | | | | | | | | | | | | | | | | | | | |
| 117 | | | | | | **Building and Facilities Total** | | | | | | | | | 7,027,395 | 8,009,687 | 4,823,931 | 1,371,851 | 2,952,080 | 623,673 | 1,488,931 | 2,000,656 | 3,903,260 | 3,235,254 | 680,879 | |
| 118 | | | | | | | | | | | | | | | | | | | | | | | | | | |
| 119 | | | | | | **Parks and Recreation** | | | | | | | | | | | | | | | | | | | | |
| 120 | 129 | 5 | 4 | 5 | 2 | Young Park | Sidewalk and Bench Replacement | x | | 43051 | Parks and Recreation | | D | 3 | - | - | 72,000 | | 72,000 | | 72,000 | | 72,000 | 72,000 | | FB- 2008 Reallocation |
| 121 | | | | | | **Young Park** | 43051 | | | | | | | | | | 72,000 | | 72,000 | | 72,000 | | 72,000 | 72,000 | - | |
| 122 | | | | | | | | | | | | | | | | | | | | | | | | | | |
| 123 | 144 | 4 | 5 | 5 | 4 | CONTINUING - 2008 MRC Exterior Walls | Interior Finish and Repairs | x | | 32622 | Public Works | Facilities | P | 3 | 453,621 | 385,621 | 277,700 | - | 277,700 | 274,665 | - | 3,035 | 277,700 | 277,700 | - | General CIP Bond |
| 124 | | | | | | **MRC CIP** | 3646 | | | | | | | | 453,621 | 385,621 | 277,700 | | 277,700 | 274,665 | | 3,035 | 277,700 | 277,700 | | General Fund/CIP Reallocate |
| 125 | | | | | | | | | | | | | | | | | | | | | | | | | | |
| 126 | 141 | 2 | 5 | 3 | 1 | Lee Acceptance Park | Playgrounds, Lake Lighting, Irrigation | x | | 32627 | Public Works | Facilities | P | 3 | 159,809 | 9,379 | 155,000 | 155,000 | - | | 150,225 | 4,775 | 155,000 | 155,000 | - | GO 2012 |
| 127 | | | | | | **Lee Acceptance Park** | 43027 | | | | | | | | 159,809 | 9,379 | 155,000 | 155,000 | - | | 150,225 | 4,775 | 155,000 | 155,000 | - | General Fund/CIP Reallocate |
| 128 | | | | | | | | | | | | | | | | | | | | | | | | | | |
| 129 | 149 | 2 | 4 | 1 | 2 | Centennial Wharf | Salvador | x | | 32,964 | Public Works | Facilities | C | 3 | 543,036 | 12,755 | 365,000 | 365,000 | - | | 530,281 | | 530,281 | 365,281 | | GO 2012 |
| 130 | | | | | | **GCCC Skate Facility** | 43064 | | | | | | | | 543,036 | 12,755 | 365,000 | 365,000 | - | | 530,281 | | 530,281 | 365,000 | 165,281 | |
| 131 | | | | | | | | | | | | | | | | | | | | | | | | | | |
| 132 | 172 | 1 | 4 | 1 | 1 | Patrick Smith Park | Irrigation Improvement | x | | 43038 | Public Works | Facilities | P | 3 | 67,277 | 17,400 | 16,900 | 16,900 | - | | 66,577 | - | 66,577 | 16, | | FD Bond |
| 133 | | | | | | **Patrick Smith Park** | 43038 | | | | | | | | 7,37 | 17,400 | 16,900 | 16,900 | - | - | 66,577 | - | 66,577 | 16,900 | 49,677 | |
| 134 | | | | | | | | | | | | | | | | | | | | | | | | | | |
| 135 | 168 | 3 | 4 | 4 | 4 | CONTINUED | Salvador Park Improvements | x | | 43046 | Public Works | Facilities | P | 3 | 121,668 | 121,668 | | 90,466 | | | 90,466 | | 90,466 | 90,466 | | FD 2012 |
| 136 | | | | | | **Salvador Park Phase** | 43046 | | | | | | | | 121,668 | 121,668 | | 90,466 | | | 90,466 | | 90,466 | 90,466 | | |
| 137 | | | | | | | | | | | | | | | | | | | | | | | | | | |
| 138 | 162 | 5 | 1 | 1 | 1 | La Paloma Park | Access Improvements | x | | 43048 | Public Works | Facilities | P | 3 | - | 6,025 | 120,000 | 120,000 | - | | 119,735 | 265 | 120,000 | 120,000 | | GO 2012 |
| 139 | | | | | | **La Paloma Park** | 43048 | | | | | | | | - | 6,025 | 120,000 | 120,000 | - | | 119,735 | 265 | 120,000 | 120,000 | | General Fund/CIP Reallocate |
| 140 | | | | | | | | | | | | | | | | | | | | | | | | | | |
| 141 | 117 | 5 | 4 | 5 | 1 | John Vinegar Park | Replace Asphalt/Off Court | x | | 43024 | Public Works | Facilities | P | 3 | | | 40,000 | | 40,000 | | 40,000 | | 40,000 | 40,000 | | FD 2008 Reallocation |
| 142 | | | | | | **John F. Vinegar Park** | 43024 | | | | | | | | - | - | 40,000 | - | 40,000 | | 40,000 | - | 40,000 | 40,000 | 9,000 | |
| 143 | | | | | | | | | | | | | | | | | | | | | | | | | | |
| 144 | 120 | 5 | 4 | 5 | 2 | Myra B. Jack Park | Landscape Improvements | x | | 43032 | Parks and Recreation | | P | 3 | | | 12,200 | | 12,200 | | 12,200 | | 12,200 | 12,200 | | FB 2008 Reallocation |
| 145 | | | | | | **Myra Brandt Park** | 43032 | | | | | | | | - | - | 12,200 | | 12,200 | | 12,200 | | 12,200 | 12,200 | | |
| 146 | | | | | | | | | | | | | | | | | | | | | | | | | | |
| 147 | 126 | 5 | 4 | 5 | 2 | Vista Capistrano Park | Purchase and Install Shade Structure | x | | 43051 | Parks and Recreation | | P | 3 | | | 5,000 | | 5,000 | | 5,000 | | 5,000 | 5,000 | | FB - 2008 Reallocation |
| 148 | | | | | | **Vista Capistrano Park** | 43051 | | | | | | | | - | - | 5,000 | | 5,000 | | 5,000 | | 5,000 | 5,000 | | |
| 149 | | | | | | | | | | | | | | | | | | | | | | | | | | |
| 150 | 131 | 5 | 5 | 5 | 5 | Fairview Park | Bridge Park Improvement | x | | 3738 | Parks and Recreation | | P | 3 | | | 150,000 | | 150,000 | | 150,000 | | 150,000 | 150,000 | | FB 2008 Reallocation |
| 151 | | | | | | **Fort Macy Improvements** | 3738 | | | | | | | | - | - | 150,000 | | 150,000 | | 150,000 | | 150,000 | 150,000 | | |
| 152 | | | | | | | | | | | | | | | | | | | | | | | | | | |
| 153 | 114 | 5 | 4 | 5 | 5 | Cole Lucas Park | Security Lighting | x | | 43008 | Parks and Recreation | | P | 3 | | | 7,100 | | 7,100 | | 7,100 | | 7,100 | 7,100 | | FB 2008 Reallocation |
| 154 | | | | | | **Cole Lucas Park** | TBD-43008 | | | | | | | | - | - | 7,100 | | 7,100 | | 7,100 | - | 7,100 | 7,100 | | |
| 155 | | | | | | | | | | | | | | | | | | | | | | | | | | |
| 156 | 122 | 5 | 4 | 5 | 2 | Mira Lucas Park | Trash Receptacle Improvements | x | | 43014 | Parks and Recreation | | P | 3 | | | 6,000 | | 6,000 | | 6,000 | | 6,000 | 6,000 | | FB 2008 Reallocation |
| 157 | | | | | | **Mira Lucas Park** | 43014 | | | | | | | | - | - | 6,000 | | 6,000 | | 6,000 | | 6,000 | 6,000 | | |
| 158 | | | | | | | | | | | | | | | | | | | | | | | | | | |
| 159 | 153 | 1 | 5 | 1 | 1 | Mira Lucas Park | Irrigation Improvements Phase | x | | 32903A | Public Works | Facilities | P | 3 | 58,771 | 28,335 | 55,000 | | 55,000 | | 53,429 | 1,571 | 55,000 | 55,000 | | GO 2012, General Fund/CIP Reallocate |
| 160 | | | | | | **Mira Lucas Park** | 43040 | | | | | | | | 58,771 | 28,335 | 61,000 | | 61,000 | | 53,429 | 1,571 | 61,000 | 61,000 | - | |
| 161 | | | | | | | | | | | | | | | | | | | | | | | | | | |
| 162 | 175 | 1 | 5 | 4 | 1 | Beach Foundation | Improvements at Beach Center | x | | 3717 | Parks and Recreation | | P | 3 | 542,020 | 215,971 | 20,000 | | 20,000 | | 20,000 | | 20,000 | 20,000 | | FB 2008 Reallocation |
| 163 | | | | | | **Beach Center** | 3718 | | | | | | | | 542,020 | 215,971 | 20,000 | | 20,000 | | 20,000 | | 20,000 | 20,000 | - | |
| 164 | | | | | | | | | | | | | | | | | | | | | | | | | | |
| 165 | 165 | 1 | 4 | 4 | 1 | Southwest Activity Center Park | CIP Project 4742 | x | | 17 | Parks and Recreation | | P | 3 | 651,290 | 143 | 403,000 | | 403,000 | 150,000 | 501,147 | | 651,147 | 403,000 | 248,147 | Bond |
| 166 | | | | | | **Southwest Activity Center Park** | 1818 | | | | | | | | 651,290 | 143 | 403,000 | | 403,000 | 150,000 | 501,147 | | 651,147 | 403,000 | 248,147 | |
| 167 | | | | | | | | | | | | | | | | | | | | | | | | | | |

| | | | | | | | | | | | | | | | | | | | | | | | | | | | | |
|---|---|---|---|---|---|---|---|---|---|---|---|---|---|---|---|---|---|---|---|---|---|---|---|---|---|---|---|---|
| | | | | | CIP Project Detail | | | | | | | | | | Prior Year | | Total Request | Appropriation Detail | | Detail Funding Sources | | | | | | | | |
| | Approved PC Rank | Community Survey | Community Majority | Economic Sustainability | Title/Description | Subproject Title | Ongoing | New | Business Unit | Department | Division | Functional Category | Priority | | FY15-16 Requested | FY 15-16 Actuals (unaudited) | FY16-17 Requested | FY15-16 Reappropriation Request | FY16-17 New Appropriation Request | Grants | Bonds | Unreserved Fund Balance | Total Funding | City Manager Recommended FY16-17 Capital Budget | Unmet Funding | Fund/CIP Source |
| 162 | 194 | 2 | 3 | 4 | 2 CIP4421 Pleasantbury Park & Ampitheater | Phase I: Pleasant Bernardino Project | | x | 423061 | Public Works | Facilities | | P | 2 | 309,835 | 276,961 | 309,835 | 309,835 | | | 32,874 | 276,961 | 309,835 | 309,835 | | |
| 163 | | | | | JCB Power Plant Park | 43061 | | | | | | | | | 309,835 | 276,961 | 309,835 | 309,835 | | | 32,874 | 276,961 | 309,835 | 309,835 | | General Fund/CIP Roofscape |
| 164 | | | | | | | | | | | | | | | | | | | | | | | | | | | | |
| 165 | 196 | 1 | 3 | 1 | 1 Arrowhead Sombrero Park | CIP Phase II Upgrades | | x | 423062 | Public Works | Facilities | | P | 2 | 14,871 | 2,094 | 39,000 | | | | 16,725 | 22,275 | 39,000 | 39,000 | | CDBG 2012 |
| 166 | | | | | Arroyo Sombrero Park | 43062 | | | | | | | | | 14,871 | 2,094 | 39,000 | | 39,000 | | 16,725 | 22,275 | 39,000 | 39,000 | | General Fund/CIP Roofscape |
| 167 | | | | | | | | | | | | | | | | | | | | | | | | | | | | |
| 168 | 171 | 1 | 3 | 1 | 3 Perry Mathews Park | Sports Field Lighting Upgrade | | x | 423063 | Public Works | Facilities | | P | 3 | | | 5,000 | | 5,000 | | 5,000 | | 5,000 | 5,000 | | PB 2012 Reallocation |
| 169 | | | | | Perry Mathews Park | 43063 | | | | | | | | | | | 5,000 | | 5,000 | | 5,000 | | 5,000 | 5,000 | | |
| 170 | | | | | | | | | | | | | | | | | | | | | | | | | | | | |
| 171 | 127 | 1 | 3 | 1 | 1 Dana Hollywood Park & Dana Adventure Park | CIP Restroom Upgrade | | x | 423064 | Public Works | Facilities | | P | 3 | | 525 | 114,605 | | | | 54,605 | 60,000 | 114,605 | 114,605 | | None |
| 172 | | | | | Dana Hollywood Phase II | 43064 | | | | | | | | | | | 114,605 | | 114,605 | | 54,605 | 60,000 | 114,605 | 114,605 | | General Fund/CIP Roofscape |
| 173 | | | | | | | | | | | | | | | | | | | | | | | | | | | | |
| 174 | 193 | 1 | 3 | 3 | 1 East De Vargas Park | Install Irrigation System | | x | 18022 | Parks and Recreation | | | P | 3 | | | 5,000 | | 5,000 | | 5,000 | | 5,000 | 5,000 | | PB 2008 Reallocation |
| 175 | | | | | E De Vargas Park | 43017 | | | | | | | | | | | 5,000 | | 5,000 | | 5,000 | | 5,000 | 5,000 | | |
| 176 | | | | | | | | | | | | | | | | | | | | | | | | | | | | |
| 177 | 106 | 3 | 3 | 4 | 2 Perry Mathews Park | Basketball Tennis Courts | | x | 3721 | Parks and Recreation | | | P | 3 | | | 7,200 | | 7,200 | | 7,200 | | 7,200 | 7,200 | | PB 2008 Reallocation |
| 178 | | | | | Perry Mathews | 3721 | | | | | | | | | | | 7,200 | | 7,200 | | 7,200 | | 7,200 | 7,200 | | |
| 179 | | | | | | | | | | | | | | | | | | | | | | | | | | | | |
| 180 | 143 | 4 | 2 | 5 | 5 Mission Landscape Improvements | Perry and Mathews | | x | TBD | Parks and Recreation | Parks | | P | 3 | | | | | | | | 161,585 | 161,585 | 161,585 | 161,585 | General Fund/CIP Roofscape |
| 181 | 150 | 1 | 4 | 3 | 5 El Mirage Complex Building | Fire Station Roof Improvement | | x | TBD | Public Works | Facilities | | P | 3 | | | 15,000 | | 15,000 | | | 15,000 | 15,000 | 15,000 | | General Fund/CIP Roofscape |
| 182 | 152 | 2 | 2 | 5 | 4 Pioneer Complex Building | Roofs (Solar Upgrade) | | x | TBD | Public Works | Facilities | | P | 3 | | | 26,000 | | 26,000 | | | 26,000 | 26,000 | 26,000 | | General Fund/CIP Roofscape |
| 183 | | | | | | TBD Parks | | | | | | | | | | | 101,000 | | 101,000 | | | 262,585 | 262,585 | 262,585 | | |
| 184 | | | | | | | | | | | | | | | | | | | | | | | | | | | | |
| 185 | | | | | **Parks and Recreation Total** | | | | | | | | | | **2,284,234** | **240,[illegible]** | **2,537,540** | **309,835** | **1,706,905** | **428,964** | **2,249,964** | **839,462** | **3,267,890** | **1,878,941** | **498,103** | |
| 186 | | | | | | | | | | | | | | | | | | | | | | | | | | | | |
| 187 | | | | | **Roadways and Streets** | | | | | | | | | | | | | | | | | | | | | | | |
| 189 | 180 | 5 | 4 | 5 | 6 Drainage Site Specific Projects | Storm Water Drainage Projects | | x | 22461 | Public Works | Streets & Drainage | R | | 1 | 161,955 | 164,217 | 1,500,000 | | 1,500,000 | | | 1,500,000 | 1,500,000 | 1,500,000 | 505,363 | Fund 2461 Storm Drainage |
| 190 | | | | | Storm Water Drainage | | 3461 | | | | | | | | 161,955 | 164,217 | 1,500,000 | | 1,500,000 | | | 1,500,000 | 1,500,000 | 1,500,000 | 505,363 | |
| 191 | | | | | | | | | | | | | | | | | | | | | | | | | | | | |
| 192 | 186 | 5 | 4 | 5 | 5 Street Rehabilitation Projects | Unpaved Road Preservation | | x | 32775 | Public Works | Streets and Drainage | R | | 1 | 192,399 | 140,196 | 150,000 | | 150,000 | | | 150,000 | 150,000 | 150,000 | | |
| 193 | | | | | Unpaved Street Rehab | | 3325 | | | | | | | | 192,399 | 140,196 | 150,000 | | 150,000 | | | 150,000 | 150,000 | 150,000 | | Unpaved Street Rehab 3326 |
| 194 | | | | | | | | | | | | | | | | | | | | | | | | | | | | |
| 195 | 188 | 4 | 4 | 4 | 5 Street Sidewalks | Sidewalk Rehabilitation Improvements | | x | 32334 | Public Works | Engineering | R | | 1 | | | 500,000 | 500,000 | | | 500,000 | | 500,000 | 500,000 | | CIP Bond |
| 196 | 233 | 5 | 5 | 5 | 1 Curb Ramps Pedestrian Improvements | | | x | 32338 | Public Works | Roadways & Drainage | R | | 1 | 915,317 | 377,287 | 381,000 | 381,000 | | | 351,407 | | 351,407 | 351,407 | | CDBG Grants |
| 197 | | | | | Small Sidewalks | | 3338 | | | | | | | | 915,317 | 377,287 | 881,000 | 881,000 | | | 851,407 | | 851,407 | 851,407 | | |
| 198 | | | | | | | | | | | | | | | | | | | | | | | | | | | | |
| 199 | 210 | 5 | 5 | 2 | 1 City Wide Pedestrian Improvements Upgrades | | | x | 32791 | Public Works | Engineering | R | | 1 | 136,656 | 129,477 | 150,000 | | 150,000 | 150,000 | | | 150,000 | 150,000 | 557 | Fire Grants |
| 200 | | | | | Signal Maintenance | | 3533 | | | | | | | | 136,656 | 129,477 | 150,000 | | 150,000 | 150,000 | | | 150,000 | 150,000 | 557 | |
| 201 | | | | | | | | | | | | | | | | | | | | | | | | | | | | |
| 202 | 191 | 5 | 4 | 5 | 5 2011 - 2017 Street Maintenance Program | Repave Streets | | x | 32792 | Public Works | Streets and Drainage | R | | 2 | 2,631,282 | 1,560,777 | 1,500,000 | 1,500,000 | | | 732,336 | 767,664 | 1,500,000 | 1,500,000 | (0) | CIP |
| 203 | | | | | Paved Street Resurfacing | | 3342 | | | | | | | | 2,631,282 | 1,560,777 | 1,500,000 | 1,500,000 | | | 732,336 | 767,664 | 1,500,000 | 1,500,000 | (0) | Unpaved Street Rehab 3326 |
| 204 | | | | | | | | | | | | | | | | | | | | | | | | | | | | |
| 205 | 207 | 5 | 3 | 5 | 5 Dyson Street Bridge Improvement | CIP 823 | | x | 32798 | Public Works | Engineering | R | | 3 | 1,243,989 | | 1,243,989 | 1,243,989 | | | 1,244,641 | | 1,244,641 | 1,243,989 | 652 | match grant |
| 206 | | | | | Bridge Repair | | 3768 | | | | | | | | 1,243,989 | | 1,243,989 | 1,243,989 | | | 1,244,641 | | 1,244,641 | 1,243,989 | 652 | |
| 207 | | | | | | | | | | | | | | | | | | | | | | | | | | | | |
| 208 | 201 | 5 | 3 | 4 | 1 Asphalt | Other Local Roadways | | x | 32875 | Public Works | Roadway & Drainage | R | | 1 | 200,000 | 52,105 | 100,000 | 200,000 | | | | | | | | Grant |
| 209 | | | | | Agua Viva/Continental Oil Infiltration | | 3871 | | | | | | | | 200,000 | 52,105 | 200,000 | 200,000 | | | | | | | | |
| 210 | | | | | | | | | | | | | | | | | | | | | | | | | | | | |
| 211 | 194 | 5 | 5 | 4 | 1 Santa Fe River Trail | Phase I A: Improvement and Rehabilitation | | x | 426006 | Public Works | Roadway & Drainage | R | | 1 | | | 53,595 | 766,565 | | | | | | | | CDBG |
| 212 | 192 | 5 | 5 | 4 | 1 Santa Fe River Trail | Phase I B: Improvements & Connection | | x | 426006 | Public Works | Roadway & Drainage | R | | 3 | 484,723 | 325,804 | 76,622 | | 76,622 | | 890,698 | | 890,698 | 613,163 | 247,573 | CDBG |
| 213 | | | | | River Trail | | 3006 | | | | | | | | 484,723 | 325,804 | 683,167 | 683,167 | | | 890,698 | | 890,698 | 613,163 | 247,573 | |
| 214 | | | | | | | | | | | | | | | | | | | | | | | | | | | | |
| 215 | 181 | 5 | 4 | 5 | 5 Fire Fee Road Improvements, Phase II | CIP 824 | | x | 32815 | Public Works | Engineering | R | | 2 | 10,095,449 | 9,887,577 | 9,904,500 | 2,651,791 | 1,816,709 | 9,510,144 | | 318,000 | 9,829,144 | 8,946,500 | 882,644 | Fire Sales/Bonds |
| 216 | | | | | Carrillo Road Project | | 3815 | | | | | | | | 10,095,449 | 9,887,577 | 8,086,500 | 2,651,791 | 1,816,709 | 9,510,144 | | 318,000 | 9,829,144 | 8,946,500 | 882,644 | Impact Fees |
| 217 | | | | | | | | | | | | | | | | | | | | | | | | | | | | |
| 218 | 229 | 5 | 5 | 3 | 1 Crosswalk Improvements - Replacement | | | x | 32901 | Public Works | Engineering | R | | 1 | 345,448 | 23,485 | 260,000 | 260,000 | | | 290,000 | | 290,000 | 290,000 | | CIP Bond 14 |
| 219 | | | | | Safety Imp. Projects | | 3901 | | | | | | | | 345,448 | 23,485 | 260,000 | 260,000 | | | 290,000 | | 290,000 | 290,000 | | |
| 220 | | | | | | | | | | | | | | | | | | | | | | | | | | | | |
| 221 | 116 | 5 | 5 | 3 | 2 Sidewalks/Sidewalks & Curbs | Inside Bernardino | | x | 426009 | Public Works | Roadway & Drainage | R | | 1 | 300,518 | 3,049 | 67,513 | 67,513 | | | 60,013 | | 60,013 | 67,513 | 1,500 | CDBG Grant |
| 222 | | | | | City Wide Bike Lanes Way/Paths | | 6009 | | | | | | | | 300,518 | 3,049 | 67,513 | 67,513 | | | 60,013 | | 60,013 | 67,513 | 1,500 | |
| 223 | | | | | | | | | | | | | | | | | | | | | | | | | | | | |
| 224 | 198 | 5 | 3 | 2 | 1 0 ADC Gas Tax Improvements | Street Lighting & Traffic Signals | | x | 32815 | Public Works | Engineering | R | | 1 | | | 80,000 | | 80,000 | | 80,000 | | 80,000 | 80,000 | | GO 12 14 |
| 225 | 6 | 4 | 3 | 3 | 1 Pine Gas Tax Improvements Lanes | Implement Lanes of Bike Lanes | | x | 32815 | Public Works | Engineering | R | | 1 | 372,488 | 62,487 | 80,000 | | 80,000 | | 80,000 | | 80,000 | 80,000 | | CIP Bond |
| 226 | | | | | Road Improve | | 3815 | | | | | | | | 372,488 | 62,487 | 160,000 | | 160,000 | | 160,000 | | 160,000 | 160,000 | | |
| 227 | | | | | | | | | | | | | | | | | | | | | | | | | | | | |
| 228 | 188 | 4 | 3 | 4 | 1 Mission | South Waterman Intersection | | x | 32357 | Public Works | Engineering | R | | 3 | | | | | | | | | | | | Railway |
| 229 | 192 | 5 | 3 | 4 | 1 Central Mount Vernon Corridor Intersection | Improvements Phase I | | x | 32375 | Public Works | Engineering | R | | 1 | 318,230 | 46,262 | 265,000 | 265,000 | | | 269,000 | | 269,000 | 265,000 | 4,000 | CIP Bond |
| 230 | | | | | Intersection Safety | | 3375 | | | | | | | | 318,230 | 46,262 | 265,000 | 265,000 | | | 269,000 | | 269,000 | 265,000 | 4,000 | |
| 231 | | | | | | | | | | | | | | | | | | | | | | | | | | | | |
| 232 | 204 | 4 | 3 | 3 | 1 Arroyo Channel Trail | | | x | 426003 | Public Works | Roadway & Drainage | R | | 2 | 295,462 | 276,411 | 135,000 | 135,000 | | | 135,455 | | 135,455 | 135,000 | 455,455 | CIP Bond |
| 233 | | | | | Arroyo Channel Trail | | 6003 | | | | | | | | 295,462 | 276,411 | 135,000 | 135,000 | | | 135,455 | | 135,455 | 135,000 | 455,455 | |
| 234 | | | | | | | | | | | | | | | | | | | | | | | | | | | | |
| 235 | 222 | 4 | 3 | 4 | 4 City Wide LED Street Light Upgrades | | | x | 32314 | Public Works | Engineering | R | | 1 | 139,950 | | 139,950 | 139,950 | | | 139,817 | | 139,817 | 139,950 | 13,883 | GO 12 14 |
| 236 | | | | | Comprehensive Streetlight | | 3324 | | | | | | | | 139,950 | | 139,950 | 139,950 | | | 139,817 | | 139,817 | 139,950 | 13,883 | |
| 237 | | | | | | | | | | | | | | | | | | | | | | | | | | | | |
| 238 | 231 | 5 | 3 | 4 | 1 Crosstown Street Reconstruction | Roadway Reconstruction | | x | TBD | Public Works | Engineering | R | | 1 | | | 54,600 | | 54,600 | | | 54,600 | 54,600 | 54,600 | | Unpaved Street Rehab 3326 |

| | CIP Project Detail | | | | | | | | | | | | | Prior Year | | Total Request | Appropriation Detail | | Detail Funding Sources | | | | | | |
|---|---|---|---|---|---|---|---|---|---|---|---|---|---|---|---|---|---|---|---|---|---|---|---|---|---|
| | Approved PC Rail | Community Safety | Community Health | Economic Sustainability | Arts | Title/Description | Subproject Title | Funding | Note | Business Area | Department | Division | Facilities Category | Priority | FY15-16 Requested | FY 15-16 Actuals/ Encumbrances | FY16-17 Renewal | FY15-16 Unappropriated Request | FY 16-17 New Appropriation Request | Grants | Bonds | Revenues/Fund Balance | Total Funding | City Manager Recommended FY16-17 Capital Budget | Source Funding | Funding Source |
| 230 | | 1 | 3 | 4 | 5 | St Michaels | Rail Trail Underpass | | x | TBD | Public Works | Engineering | A | 1 | | | 41,496 | | 41,496 | | | | | | | Match |
| 241 | | | | | | | | | | | | | | | | | | | | | | | | | | |
| 242 | | | | | | **Roadways and Streets Total** | | | | | | | | | 18,495,799 | 19,111,096 | 16,982,219 | 8,000,910 | 6,391,805 | 9,661,101 | 5,275,387 | 8,256,627 | 18,235,115 | 16,157,126 | 2,115,989 | |
| 243 | | | | | | **Transit** | | | | | | | | | | | | | | | | | | | | |
| 246 | 237 | 4 | 2 | 1 | 5 | Downtown Transit Center | Interior Improvements | | x | 52432 | Public Works | Facilities | T | 1 | 138,813 | 137,564 | 2,351,860 | 11,[illegible]9 | 2,320,000 | | | 11,869 | 17,096 | 11,64 | | Grant/Match |
| 247 | | | | | | **Downtown Transit Center** | | 5631 | | | | | | | 139,813 | 137,564 | 2,351,860 | 11,644 | 2,320,000 | | | 11,869 | 17,096 | 11,64 | | Reduced by actuals and encumbrances |
| 248 | | | | | | | | | | | | | | | | | | | | | | | | | | |
| 249 | 240 | 3 | 1 | 1 | 4 | Santa Fe Trail Bus Stop Imp | Phase 2 | | x | 52416 | Per Works | Facilities | T | 1 | | | 115,127 | 115,127 | | 156,016 | | | 156,016 | 115,122 | | Grant |
| 250 | | | | | | **Transit Bus Federal Grant** | | 5416 | | | | | | | | | 115,122 | 115,122 | | 156,016 | | | 156,016 | 115,122 | 40,894 | Reduced by actuals and encumbrances |
| 251 | | | | | | | | | | | | | | | | | | | | | | | | | | |
| 258 | 245 | | | | | To the Sr Transit Center (PB667) | 1523 Connection | | x | 52409 | Public Works | Transit | | | 640,147 | 119,282 | 2,446,624 | | | 1,211,824 | | | 1,211,824 | 6,133,824 | | Impact Fees/FTA Grant |
| 267 | | | | | | **SF Trails Wayfaring Work** | | 5429 | | | | | | | 640,147 | 119,282 | 2,446,624 | 1,446,624 | - | 1,000,824 | | | 1,000,824 | 5,[illegible]33,824 | | |
| 268 | | | | | | | | | | | | | | | | | | | | | | | | | | |
| 269 | | | | | | **Transit Total** | | | | | | | | | 8,815,897 | 4,072,782 | 4,099,717 | 1,775,217 | 2,320,000 | 1,249,640 | - | 15,669 | 1,201,309 | 5,167,615 | 40,894 | |
| 280 | | | | | | | | | | | | | | | | | | | | | | | | | | |
| 281 | | | | | | **Technology** | | | | | | | | | | | | | | | | | | | | |
| 282 | 246 | 5 | 5 | 4 | 5 | Public Safety Land Mobile Radio System Replacement | | | x | 37-[illegible] | IT | | IT | 1 | 736,585 | 522,87 | 100,000 | | | | 58,[illegible]26 | 41,374 | 100,000 | 100,000 | | General Fund/CIP Reallocate |
| 283 | | | | | | **Network Upgrades** | | 3784 | | | | | | | 736,585 | 522,876 | 100,000 | | 100,000 | | 58,626 | 41,374 | 100,000 | 100,000 | - | General Fund/CIP Reallocate |
| 284 | | | | | | | | | | | | | | | | | | | | | | | | | | |
| 285 | 249 | 1 | 1 | 5 | 5 | City Broadband Services | Phase I Bid | | x | 53857 | [illegible] | | IT | 1 | 745,877 | 459,587 | 181,275 | | | | 181,125 | | 181,125 | 387,275 | | 1% Grants |
| 286 | | | | | | **Broadband Infrastructure** | | 3417 | | | | | | | 745,877 | 459,587 | 387,275 | 387,275 | | - | 193,625 | | 193,625 | 387,275 | 4,054 | |
| 287 | | | | | | | | | | | | | | | | | | | | | | | | | | |
| 288 | 358 | 1 | 3 | 5 | 5 | City Enterprise Resource Planning (ERP) System Req Assessment | | | x | TBD | IT | | TC | 1 | | | 2,600,000 | | 2,600,000 | | | 2,600,000 | 2,600,000 | 2,600,000 | | General Fund/CIP Reallocate |
| 289 | 350 | 4 | 4 | 5 | 5 | City Data Center Modernization | | | x | TBD | IT | | IT | 1 | | | 350,000 | | 350,000 | | | 350,000 | 350,000 | 350,000 | | General Fund/CIP Reallocate |
| 290 | 207 | 3 | 3 | 3 | 5 | City of Santa Fe Convision Services | 311 Program | | x | TBD | IT | | IT | 1 | - | | 10,000 | | 10,000 | | | 10,000 | 10,000 | 10,000 | | Gen. Fund/CIP Reallocate |
| 291 | | | | | | | TBD-Focus | | | | | | | | | | | | | | | | | | | |
| 292 | | | | | | **Technology Total** | | | | | | | | | 2,131,750 | 1,701,625 | 3,447,275 | 387,275 | 3,060,000 | - | 448,955 | 3,061,374 | 3,450,330 | 3,447,275 | 4,054 | |
| 293 | | | | | | | | | | | | | | | | | | | | | | | | | | |
| 294 | | | | | | **Trails** | | | | | | | | | | | | | | | | | | | | |
| 295 | | | | | | | | | | | | | | | | | | | | | | | | | | |
| 296 | 207 | 5 | 4 | 3 | 4 | Small Drainage Projects | Rio Grande Arroyo Chavez and Camino Alire | | x | 52445 | Public Works | River Management | TR | 1 | 3,085,669 | 469,561 | 275,000 | | | | 684,755 | | 684,755 | 275,000 | | GO 14 |
| 297 | | | | | | **Small Drainage Projects** | | 5445 | | | | | | | 3,086,669 | 469,561 | 275,000 | 275,000 | | | 684,755 | | 684,755 | 275,000 | 409,756 | |
| 298 | 264 | 4 | 4 | 4 | 4 | Arroyo Trail Extension | River Bulldog Trail Alameda to Cerrillos | | x | 426002 | Public Works | Engineering | TR | 1 | | | 43,900 | | | | | | | | | GO 12 |
| 299 | 281 | 4 | 4 | 4 | 4 | Arroyo Trail Extension | River Closed - Alameda | | x | 28002 | Public Works | Engineering | TR | 1 | | | 88,900 | | | | | | | | | GO 12 |
| 300 | 370 | 4 | 4 | 4 | 4 | Arroyo Trail Extension | Rail Yard Road to Guadalupe St | | x | 426002 | Public Works | Engineering | TR | 1 | | | 143,900 | | | | 319,336 | | 319,336 | 104,300 | | GO 12 |
| 301 | | | | | | **Arroyo Trail** | | 26002 | | | | | | | 367,709 | 157,352 | 304,300 | 304,300 | | | 319,336 | | 319,336 | 104,300 | 15,036 | |
| 302 | | | | | | | | | | | | | | | | | | | | | | | | | | |
| 303 | 273 | 4 | 4 | 4 | 4 | Acequia Chamisa Trail | At Santa Fe Place Mall | | x | 426008 | Public Works | Engineering | TR | 1 | 295,862 | 275,421 | 275,000 | 275,000 | | | 275,000 | | 275,000 | 275,000 | | GO 12 |
| 304 | | | | | | **Arroyo Chamisa Trail** | | 46008 | | | | | | | 295,862 | 275,421 | 275,000 | 275,000 | | | 275,000 | | 275,000 | 275,0 | - | |
| 305 | | | | | | | | | | | | | | | | | | | | | | | | | | |
| 306 | 276 | 4 | 4 | 4 | 4 | Rail Trail Extension Project | South Capitol Station to Pen Road | | x | 426005 | Public Works | Engineering | TR | 1 | 130,760 | 72,626 | 519,750 | 519,750 | | | 789,811 | | 789,811 | 519,750 | | GO 12 |
| 307 | | | | | | **Rail Trail: Rail Segments** | | 46005 | | | | | | | 130,760 | 72,626 | 519,750 | 519,750 | | | 789,811 | | 789,811 | 519,750 | 270,061 | |
| 308 | | | | | | | | | | | | | | | | | | | | | | | | | | |
| 309 | 279 | 5 | 4 | 3 | 4 | Watershed Management | Drainage Improvements (SFWRC and Chavez | | x | 426012 | Public Works | River Management | TR | 1 | 1,659,026 | 324,300 | 1,323,000 | 1,323,000 | | | 1,297,262 | | 1,297,262 | 1,297,262 | | GO 12 |
| 310 | | | | | | **Watershed Management and Road** | | 46012 | | | | | | | 1,659,026 | 324,300 | 1,323,000 | 1,323,000 | | | 1,297,262 | | 1,297,262 | 1,297,262 | | |
| 311 | | | | | | | | | | | | | | | | | | | | | | | | | | |
| 312 | 483 | 4 | 4 | 4 | 4 | Sierra Contenta Trail | Buffalo Grass to South Meadows | | x | 426015 | Public Works | Engineering | TR | 1 | 522,228 | 15,156 | 254,000 | 254,000 | | | 775,373 | | 775,373 | 254,000 | | GO 12 14 |
| 313 | | | | | | **Sierra Contenta Trail** | | 46011 | | | | | | | 522,228 | 15,156 | 254,000 | 254,000 | | | 775,373 | | 775,373 | 254,000 | 517,373 | |
| 314 | | | | | | | | | | | | | | | | | | | | | | | | | | |
| 315 | 365 | 4 | 4 | 4 | 4 | Canada Alamo Trail | Cabezon Park to Cerrillos | | x | 426017 | Public Works | Engineering | TR | 1 | 111,871 | 16,871 | 83,100 | 83,100 | | | 95,000 | | 95,000 | 83,100 | | GO 14 |
| 316 | | | | | | **Canada Alamo Trail** | | 46012 | | | | | | | 111,871 | 16,871 | 83,100 | 83,100 | - | | 95,000 | | 95,000 | 83,100 | 11,900 | |
| 317 | | | | | | | | | | | | | | | | | | | | | | | | | | |
| 318 | 288 | 4 | 4 | 4 | 4 | AMR Trail | AMR 599 C alamedas north to West | | x | 426012 | Public Works | Engineering | TR | 1 | 150,000 | - | 150,000 | | | | 150,000 | | 150,000 | 150,000 | | GO 17 |
| 319 | | | | | | **AMR Trail** | | 46013 | | | | | | | 150,000 | - | 150,000 | 150,000 | | | 150,000 | | 150,000 | 150,000 | - | |
| 320 | | | | | | | | | | | | | | | | | | | | | | | | | | |
| 321 | 21 | 5 | 5 | 5 | 5 | St. Francis Underpass | Arroyo Trail to Santa Fe River | | x | 426014 | 426004 Public Works | Engineering | TR | 1 | | | 4,864,872 | 3,866,949 | 996,123 | 1,665,772 | 779,910 | | 4,442,682 | 4,642,782 | 222,232 | GO 8 12 |
| 322 | | | | | | **St. Francis Crossing** | | 46004 | | | | | | | 3,959,832 | 30,975 | 4,361,872 | 3,866,949 | 495,123 | 1,665,772 | 702,111 | | 4,367,883 | 4,367,883 | 168,161 | |
| 323 | | | | | | **River Trail** | | 46006 | | | | | | | | | 488,000 | | 488,000 | | 247,531 | | 247,531 | 247,531 | | |
| 324 | | | | | | **Trails** | | 5403 | | | | | | | | | 23,000 | | 23,000 | | 27,266 | | 27,266 | 27,266 | 4,260 | |
| 325 | | | | | | | | | | | | | | | | | | | | | | | | | | |
| 326 | | | | | | **Trails Total** | | | | | | | | | 8,512,681 | 5,464,968 | 9,349,572 | 7,252,998 | 994,123 | 1,665,772 | 5,306,467 | - | 9,325,248 | 7,802,114 | 1,081,855 | |
| 327 | | | | | | | | | | | | | | | | | | | | | | | | | | |
| 328 | | | | | | **Water** | | | | | | | | | | | | | | | | | | | | |
| 329 | 400 | 4 | 4 | 4 | 4 | Fire Hydrant System Master Plan | | | x | 52405 | Public Utilities | Water SOS | W | 1 | | | 135,371 | | 135,371 | | | | | | | 5104 |
| 330 | 1 | 3 | 4 | 3 | 5 | Fire SCADA | System Improvements | | x | 52405 | Public Utilities | Water SOS | W | 1 | | | 151,351 | 150,790 | 41,561 | | | | | | | 5104 |
| 331 | 284 | 4 | 3 | 3 | 5 | Hydrants Safe Replacement | | | x | 52405 | Public Utilities | Water SOS | W | 1 | | | 1,017,125 | 829,000 | 1,081,125 | | | 2,758,869 | 2,758,869 | 2,756,869 | | 5104 Balance = 1,003 Transfer 51,739.98 |
| 332 | | | | | | | | | | | | Total WS 104 | | | 3,003,308 | 2,344,000 | 2,759,869 | 999,790 | 1,760,079 | - | - | 2,758,869 | 2,758,869 | 2,756,869 | | |

| | CIP Project Detail | | | | | | | | | | | | | | | | | | Prior Year | | Total Request | Appropriation Detail | | Detail Funding Sources | | | | | | |
|---|---|---|---|---|---|---|---|---|---|---|---|---|---|---|---|---|---|---|---|---|---|---|---|---|---|---|---|---|---|---|
| | Accounting PC No. | Committee Score | Committee Ranking | Executive Prioritization | Title/Description | Subwork Order | Ongoing | New | Business Unit | Department | Division | Functional Category | Priority | FY15-16 Request | FY 15-16 Actuals/ Encumbrances | FY16-17 Request | FY15-16 Reappropriation Request | FY16-17 New Appropriation Request | Grants | Bonds | Revenues/Fund Balance | Total Funding | City Manager Recommended FY16-17 Capital Budget | Unmet Funding | Fund/PB Source |
| 313 | | | | | | | | | | | | | | | | | | | | | | | | | |
| 314 | 801 | 3 | 3 | 5 | 5 Rehabilitation Improvements | Cast Iron Pipe Replacement | x | | 52350 Public Utilities | | Water 505 | W | 1 | | | 2,516,375 | | 2,516,375 | | | | | 2,516,375 | | 5813 |
| 315 | 366 | 4 | 5 | 4 | 5 Rehabilitation | Electric 6.9 Conversion | x | | 52350 Public Utilities | | Water 505 | W | | | | 270,760 | | 270,760 | | | | | 270,760 | | 5813 |
| 320 | 379 | 4 | 4 | 4 | 4 Rehabilitation | West Mill Rehabilitation | x | | 52350 Public Utilities | | Water 505 | W | | | | 54,159 | | 54,159 | | | | | 54,159 | | 5813 |
| 321 | 318 | 4 | 4 | 4 | 4 Rehabilitation | Instrumentation Control Upgrade | x | | 52350 Public Utilities | | Water 505 | W | | | | 199,313 | | 199,313 | | | | | 199,313 | | 5813 |
| 322 | 321 | 5 | 5 | 5 | 5 Reservoir | Digital Instrumentation Improvements | x | | 52350 Public Utilities | | Water 505 | W | 1 | | | 433,250 | 433,250 | | | | | | 433,250 | | 5813 |
| 323 | 317 | 5 | 5 | 5 | 5 Rehabilitation Parallel | Stone Lake Tank | x | | 52350 Public Utilities | | Water 505 | W | 1 | | | 1,083,125 | | 1,083,125 | | | | | 1,083,125 | | 5506 |
| 324 | 335 | 5 | 5 | 5 | 5 Equipment Additions | Valve Replacement | x | | 52350 Public Utilities | | Water 505 | W | 1 | | | 162,469 | 162,469 | | | | | | 162,469 | | 5813 |
| 325 | 324 | 5 | 5 | 5 | 5 Structure and Storage Tanks | Chlorination Facilities | x | | 52350 Public Utilities | | Water 505 | W | 1 | | | 108,313 | 108,313 | | | | | | 108,313 | | 5813 |
| 326 | | | | | | | | | | | Total Fund 5730 | | | 8,574,124 | 2,841,486 | 8,746,779 | 704,032 | 1,083,746 | | | 10,190,173 | 10,190,173 | 6,776,778 | 3,413,395 | Fund Balance 5813 |
| 327 | | | | | | | | | | | | | | | | | | | | | | | | | |
| 328 | 327 | 3 | 3 | 5 | 5 Large Water Replacement | | x | | 52354 Public Utilities | | Water 505 | W | 2 | 102,405 | 13,996 | 1,470,783 | 148,090 | 3,322,284 | | | 1,470,783 | 1,470,783 | 1,470,783 | | Fund 5354 Balance + 5510 Transfer 56 |
| 329 | | | | | | | | | | | Total Fund 5354 | | | 102,405 | 13,996 | 1,470,783 | 148,090 | 3,322,284 | | | 1,470,783 | 1,470,783 | 1,470,783 | | |
| 330 | | | | | | | | | | | | | | | | | | | | | | | | | |
| 331 | 230 | 5 | 5 | 5 | 5 Reservoir Tank | | x | | 52355 Water Distribution | | Water 505 | W | 1 | 1,291,261 | 401,670 | 5,970,786 | 1,052,897 | 4,918,089 | | | 5,970,786 | 5,970,786 | 5,970,786 | 0 | Fund 5355 Balance + Fund 5510 Transfer |
| 332 | | | | | | | | | | | Total Fund 5355 | | | 1,291,261 | 401,670 | 5,970,786 | 1,052,897 | 4,918,089 | | | 5,970,786 | 5,970,786 | 5,970,786 | 0 | |
| 333 | | | | | | | | | | | | | | | | | | | | | | | | | |
| 334 | 333 | 4 | 4 | 4 | 4 Distribution Mains | Urban Improvements & Arterial Improvements | x | | 52358 Public Utilities | | Water 505 | W | 1 | 712,270 | 244,185 | 216,625 | | 216,625 | | | 2,453,403 | 2,453,403 | 216,625 | 2,236,778 | 5506 |
| 335 | | | | | | | | | | | Total Fund 5358 | | | 712,270 | 244,185 | 216,625 | | 216,625 | | | 2,453,403 | 2,453,403 | 216,625 | 2,236,778 | |
| 336 | | | | | | | | | | | | | | | | | | | | | | | | | |
| 337 | | | | | | | | | | | | | | | | | | | | | | | | | |
| 338 | 344 | 2 | 3 | 5 | 5 Overall Improvements | | x | | 52359 Public Utilities | | Water 505 | W | 2 | | | 676,953 | 676,953 | | | | | | | | 5359 |
| 339 | 345 | 5 | 5 | 5 | 5 Computer Equipment Replacement | | x | | 52359 Public Utilities | | Water 505 | W | 1 | | | 341,583 | 341,583 | | | | | | | | 5359 |
| 340 | 346 | 5 | 5 | 5 | 5 Improvement of Current Water Mains | | x | | 52359 Public Utilities | | Water 505 | W | 1 | | | 309,131 | 309,131 | | | | | | | | 5359 |
| 341 | 358 | 5 | 5 | 4 | 5 Other Buildings Improvements | | x | | 52359 Public Utilities | | Water 505 | W | 1 | | | 270,783 | 270,783 | | | | | | | | 5359 |
| 342 | 347 | 5 | 5 | 2 | 3 Service Water Building | Relocation | x | | 52359 Public Utilities | | Water 505 | W | 3 | | | 50,000 | 50,000 | | | | | | | | 5359 |
| 343 | 338 | 1 | 1 | 5 | 5 Asset Management Plan | | x | | 5135 Public Utilities | | Water 505 | W | 2 | | | 125,000 | | 125,000 | | | 2,710,605.58 | 2,710,605 | 1,973,630 | 736,975 | 5135 Balance |
| 344 | | | | | | | | | | | Total Fund 5359 | | | 2,358,882 | 1,141,748 | 1,973,630 | 1,648,650 | 125,000 | | | 2,710,605 | 2,710,605 | 1,973,630 | 736,975 | |
| 345 | | | | | | | | | | | | | | | | | | | | | | | | | |
| 346 | 357 | 5 | 4 | 5 | 5 Booster Station | Blackwell & Tall Pines | x | | 52375 Public Utilities | | Water 505 | W | 1 | | | 574,958 | | 574,958 | | | | | 574,958 | | 5356 |
| 347 | 360 | 4 | 4 | 4 | 4 Booster | Southwest Booster Station | x | | 52375 Public Utilities | | Water 505 | W | 3 | | | 412,419 | | 412,419 | | | | | 412,419 | | 5356 |
| 348 | 364 | 2 | 3 | 5 | 5 City Wide Rehabilitation | | x | | 52375 Public Utilities | | Water 505 | W | 2 | | | 109,313 | | 109,313 | | | | | 109,313 | | 5356 |
| 350 | 363 | 5 | 5 | 5 | 5 Various Wells | | x | | 52375 Public Utilities | | Water 505 | W | 3 | | | 543,563 | | 543,563 | | | | | 543,563 | | 5356 |
| 351 | 362 | 4 | 4 | 4 | 4 Booster Station | Bowser Avenue Tanks, Rehab | x | | 52375 Public Utilities | | Water 505 | W | 1 | | | 108,313 | | 108,313 | | | | | 108,313 | | 5356 |
| 352 | | | | | | | | | | | Total Fund 5356 | | | 1,161,196 | 58,875 | 1,909,565 | | 1,909,565 | | | 2,168,246 | 2,168,246 | 1,909,565 | 257,701 | |
| 353 | | | | | | | | | | | | | | | | | | | | | | | | | |
| 354 | 368 | 5 | 5 | 4 | 5 SCADA Security | | x | | 52376 Public Utilities | | Water 505 | W | 1 | 225,682 | 18,899 | 270,781 | | 270,781 | | | 2,204,692 | 2,204,692 | 270,781 | 1,933,911 | 5356 |
| 355 | | | | | | | | | | | Total Fund 5357 | | | 225,682 | 18,899 | 270,781 | | 270,781 | | | 2,204,692 | 2,204,692 | 270,781 | 1,933,911 | |
| 356 | | | | | | | | | | | | | | | | | | | | | | | | | |
| 357 | 373 | 5 | 5 | 4 | 5 Water Facility Acquisitions | | x | | 52378 Public Utilities | | Water 505 | W | 1 | 1,200,832 | 726,737 | 216,625 | | 216,625 | | | 868,777 | 868,777 | 216,625 | 252,152 | 5356 |
| 358 | | | | | | | | | | | Total Fund 5358 | | | 1,200,832 | 726,737 | 216,625 | | 216,625 | | | 868,777 | 868,777 | 216,625 | 252,152 | |
| 359 | | | | | | | | | | | | | | | | | | | | | | | | | |
| 360 | | | | | **Water Total** | | | | | | | | | 19,753,313 | 3,628,550 | 18,923,473 | 2,753,669 | 17,367,778 | | | 30,366,334 | 30,366,334 | 18,221,422 | 12,246,912 | |
| 361 | | | | | | | | | | | | | | | | | | | | | | | | | |
| 362 | | | | | **WasteWater** | | | | | | | | | | | | | | | | | | | | |
| 363 | 375 | 1 | 4 | 5 | 2 Waste Water Management | New Vector Truck | x | | 52455 Public Utilities | | Wastewater Manag. WW | | 1 | 125,000 | 125,000 | 125,000 | 125,000 | - | | | | | 125,000 | | 5450 |
| 364 | 378 | 1 | 5 | 5 | 4 Waste Water Management | Replacement of Sewer Vector Truck | x | | 52455 Public Utilities | | Wastewater Manag. WW | | 1 | | | 380,000 | | 380,000 | | | | | 380,000 | | 5450 |
| 365 | 381 | 1 | 4 | 5 | 4 Waste Water Management | Replacement of Sewer Combo Truck | x | | 52455 Public Utilities | | Wastewater Manag. WW | | 1 | | | 185,000 | | 185,000 | | | | | 185,000 | | 5450 |
| 366 | | | | | | | | | | | Total Fund 5450 | | | 152,457 | 116,821 | 690,000 | 125,000 | 565,000 | | | 14,734,529 | 14,734,529 | 690,000 | 14,044,529 | |
| 367 | | | | | | | | | | | | | | | | | | | | | | | | | |
| 368 | 364 | 2 | 4 | 5 | 4 Waste Water Management | Sewer Line Rehabilitation | x | | 52461 Public Utilities | | Wastewater Manag. WW | | 4 | 332,365 | 54,766 | 1,500,000 | 335,489 | 1,165,511 | | | 1,500,000 | 1,500,000 | 1,500,000 | | Fund 5460 Balance + Fund 5450 501A |
| 369 | | | | | | | | | | | Total Fund 5460 | | | 332,365 | 54,766 | 1,500,000 | 335,489 | 1,164,511 | | | 1,500,000 | 1,500,000 | 1,500,000 | | |
| 370 | | | | | | | | | | | | | | | | | | | | | | | | | |
| 371 | 347 | 1 | 4 | 5 | 3 Waste Water Management | New Anaerobic Digester | x | | 52468 Public Utilities | | Wastewater Manag. WW | | 1 | 782,950 | 782,949 | 3,950,000 | 780,308 | 3,169,692 | | | 3,950,000 | 3,950,000 | 3,950,000 | | Fund 5468 Balance + Bond 5450 52.4% |
| 372 | | | | | | | | | | | Total Fund 5468 | | | 782,950 | 782,949 | 3,950,000 | 780,308 | 3,169,692 | | | 3,950,000 | 3,950,000 | 3,950,000 | | |
| 373 | | | | | | | | | | | | | | | | | | | | | | | | | |
| 374 | | | | | **Waste Water Total** | | | | | | | | | 1,246,781 | 885,536 | 6,140,000 | 1,236,797 | 4,903,203 | | | 20,174,529 | 20,174,529 | 6,140,000 | 14,034,529 | |
| 375 | | | | | | | | | | | | | | | | | | | | | | | | | |
| 376 | | | | | | | | | | | | | | | | | | | | | | | | | |
| 377 | | | | | | | | | | | | | | | | | | | | | | | | | |
| 378 | | | | | | | | | | | | | | | | | | | | | | | | | |
| 379 | | | | | | | | | | | | | | | | | | | | | | | | | |
| 380 | | | | | | | | | | | | | | | | | | | | | | | | | |
| 381 | | | | | **CIP Total** | | | | | | | | | 49,888,587 | 30,304,978 | 60,604,183 | 30,604,600 | 30,119,781 | 27,221,000 | 13,543,000 | 96,036,147 | 85,400,207 | 60,604,183 | 30,070,300 | |

Public Works Committee
May 23, 2016

# EXHIBIT 5

**CITY OF SANTA FE**

**RESOLUTION NO. 2016 – ___**

**INTRODUCED BY:**

**Public Works Committee**

**A RESOLUTION**

**ADOPTING THE CITY OF SANTA FE FISCAL YEAR 2016/2017 FIVE-YEAR CAPITAL IMPROVEMENT PROGRAM (CIP) BUDGET**

**WHEREAS,** the Governing Body in and for the Municipality of Santa Fe, State of New Mexico has developed a five-year CIP budget plan for fiscal year 2016/2017, and:

**WHEREAS,** said budget was developed on the basis of need and through cooperation with all user departments, elected officials and other department supervisors, and:

**WHEREAS,** said process represents further progress in toward improving the City's Capital Improvement Planning process, and:

**WHEREAS,** the official meetings for the review of said documents were duly advertised in compliance with the State Open Meetings Act, and:

**WHEREAS,** it is the majority opinion of this Governing Body that the proposed CIP budget meets the planned capital improvement requirements as currently determined for the next five fiscal years.

**NOW THERFORE, BE IT HEREBY RESOLVED BY THE GOVERNING BODY OF THE CITY OF SANTA FE, STATE OF NEW MEXICO** that the Governing Body hereby adopts the FY 2016/2017 five-year CIP budget hereinabove described as to funds, categories, projects and

departments, and respectfully requests approval from the Local Government Division of the Department of Finance and Administration.

PASSED, APPROVED AND ADOPTED this _____ day of May, 2016.

MUNICIPAL GOVERNING BODY OF THE CITY OF SANTA FE, NEW MEXICO:

_____

MAYOR JAVIER M. GONZALES

| | |
|---|---|
| _____ | _____ |
| COUNCILOR SIGNE I. LINDELL | COUNCILOR RENEE VILLARREAL |
| _____ | _____ |
| COUNCILOR JOSEPH M. MAESTAS | COUNCILOR PETER N. IVES |
| _____ | _____ |
| COUNCILOR CARMICHAEL A. DOMINGUEZ | COUNCILOR CHRISTOPHER RIVERA |
| _____ | _____ |
| COUNCILOR RONALD S. TRUJILLO | COUNCILOR MICHAEL HARRIS |

ATTEST:

_____

YOLANDA Y. VIGIL, CITY CLERK

APPROVED AS TO FORM:

1 _____

2 KELLEY A. BRENNAN, CITY ATTORNEY

Public Works Committee
May 23, 2016

# EXHIBIT 6

# Errata CIP Sheet

1. Line 125: Genoveva Chavez Community Center-Skate Park (Fund 43064- Parks and Recreation)
    a. Change of budget request from $365,000 to a total request of $515,000 (PM- Martin Gabaldon)

2. Line 119: CIP#523A NM CAP#14-L-2004 MRC Soccer Valley-Improvement and Expansion (Fund 5601- Parks and Recreation)
    a. Re-appropriate current year P.O. for $94,868.08- Increase budget request from $277,700 to $372,568 (PM- Jason Kluck)

3. Line-131: CIP# 408D Salvador Perez Park Improvements (Fund 43046- Parks and Recreations)
    a. Increase re-appropriation request to $483,301 (PM-Jason Kluck)

4. Line-373: Waste Water Management- Sewer Line Rehabilitation (Fund 5460- Waste Water)
    a. Increase by $93,573. Increase budget request from $1,500,000 to $1,593,573 (PM-Shannon Jones)

5. Line-97: Genoveva Chavez Community Center-HVAC Unit Replacement (Fund 5722-buildings and fixtures)
    a. Increase new project appropriation by $2,146. Increase budget request from $340,000 to $342,146 (PM- David Pfeifer)

6. Line-15: General Fund- CIP# 507N GCCC Pool Dehumidification system- 3 year quarterly maintenance project
    a. Decrease General fund allocation to CIP by $2,884.84 to pay for maintenance contract in operating budget. General fund revenue allocation reduction from $4,146,000 to $4,143,115 (PM- Jason Kluck)

7. Line-214: City Enterprise Resource Planning (ERP) System Replacement (Fund TBD- Technology)
    a. Increase fiscal year 2017-18 request to $500,000 and increase fiscal year 2018-19 request to $50,000 ( PM- David Kulb)

8. Line-216: City of Santa Fe Constituent Services-311 Program (Fund TBD- Technology)
    a. Increase fiscal year 2017-18 request to $47,500;increase fiscal year 2018-19 request to $57,500; increase fiscal year 2019-20 request to $35,000 (PM- David Kulb)

9. Line-217: City Data Center Modernization (Fund TBD- Technology)
    a. Increase fiscal year 2017-18 request to $575,000 (PM- David Kulb)

10. Line-287: Rail Trail- All segments
    a. Increase re-appropriation for ongoing Rail Trail Crack/Fog Seal by $10,093 from $519,750 to $529,843.

11. Five Year Plan Line 196: Santa Fe River Trail-Phase II-B: Improvement & Construction
    a. Decrease FY17-18 by $480,000 from $510,255 to $30,255.